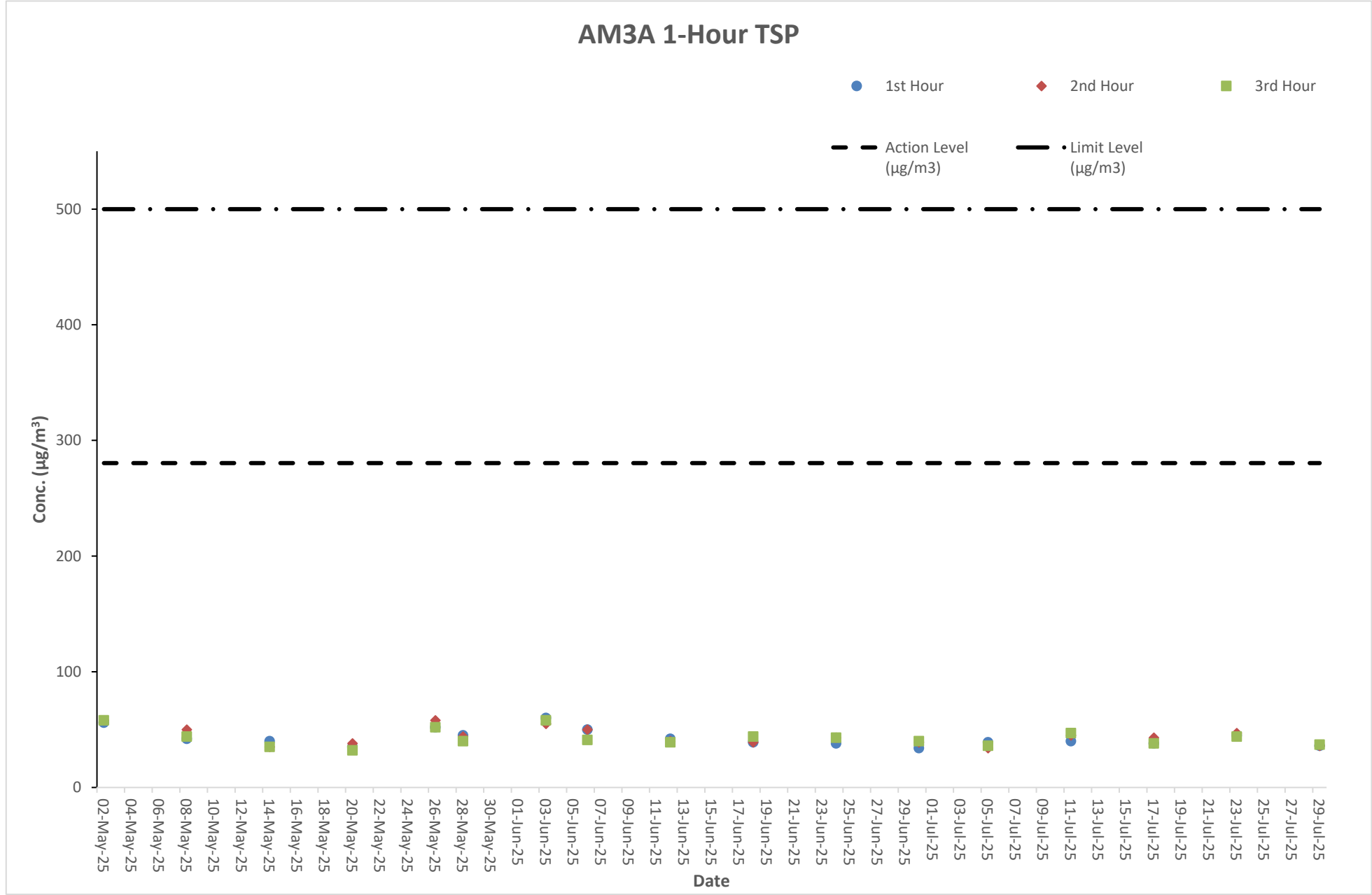


**Air Quality Monitoring Result at Station AM3A (1-hour TSP)**

| Date      | Weather Condition | Time          | Conc. ( $\mu\text{g}/\text{m}^3$ ) |                      |                      | Action Level ( $\mu\text{g}/\text{m}^3$ ) | Limit Level ( $\mu\text{g}/\text{m}^3$ ) |
|-----------|-------------------|---------------|------------------------------------|----------------------|----------------------|---|--|
|           |                   |               | 1 <sup>st</sup> Hour               | 2 <sup>nd</sup> Hour | 3 <sup>rd</sup> Hour |   |  |
| 02-May-25 | Fine              | 7:00 - 10:00  | 56                                 | 58                   | 58                   | 280.4                                     | 500                                      |
| 08-May-25 | Cloudy            | 13:00 - 16:00 | 42                                 | 50                   | 44                   | 280.4                                     | 500                                      |
| 14-May-25 | Cloudy            | 7:00 - 10:00  | 40                                 | 35                   | 35                   | 280.4                                     | 500                                      |
| 20-May-25 | Fine              | 13:02 - 16:02 | 35                                 | 38                   | 32                   | 280.4                                     | 500                                      |
| 26-May-25 | Fine              | 7:01 - 10:01  | 52                                 | 58                   | 52                   | 280.4                                     | 500                                      |
| 28-May-25 | Cloudy            | 14:09 - 17:09 | 45                                 | 44                   | 40                   | 280.4                                     | 500                                      |
| 03-Jun-25 | Cloudy            | 7:03 - 10:03  | 60                                 | 55                   | 58                   | 280.4                                     | 500                                      |
| 06-Jun-25 | Cloudy            | 13:02 - 16:02 | 50                                 | 50                   | 41                   | 280.4                                     | 500                                      |
| 12-Jun-25 | Cloudy            | 7:05 - 10:05  | 42                                 | 40                   | 39                   | 280.4                                     | 500                                      |
| 18-Jun-25 | Cloudy            | 13:01 - 16:01 | 39                                 | 39                   | 44                   | 280.4                                     | 500                                      |
| 24-Jun-25 | Cloudy            | 7:02 - 10:02  | 38                                 | 43                   | 43                   | 280.4                                     | 500                                      |
| 30-Jun-25 | Cloudy            | 13:02 - 16:02 | 34                                 | 39                   | 40                   | 280.4                                     | 500                                      |
| 05-Jul-25 | Cloudy            | 7:05 - 10:05  | 39                                 | 34                   | 36                   | 280.4                                     | 500                                      |
| 11-Jul-25 | Cloudy            | 13:00 - 16:00 | 40                                 | 45                   | 47                   | 280.4                                     | 500                                      |
| 17-Jul-25 | Cloudy            | 7:03 - 10:03  | 38                                 | 43                   | 38                   | 280.4                                     | 500                                      |
| 23-Jul-25 | Cloudy            | 13:04 - 16:04 | 45                                 | 47                   | 44                   | 280.4                                     | 500                                      |
| 29-Jul-25 | Cloudy            | 7:00 - 10:00  | 36                                 | 36                   | 37                   | 280.4                                     | 500                                      |

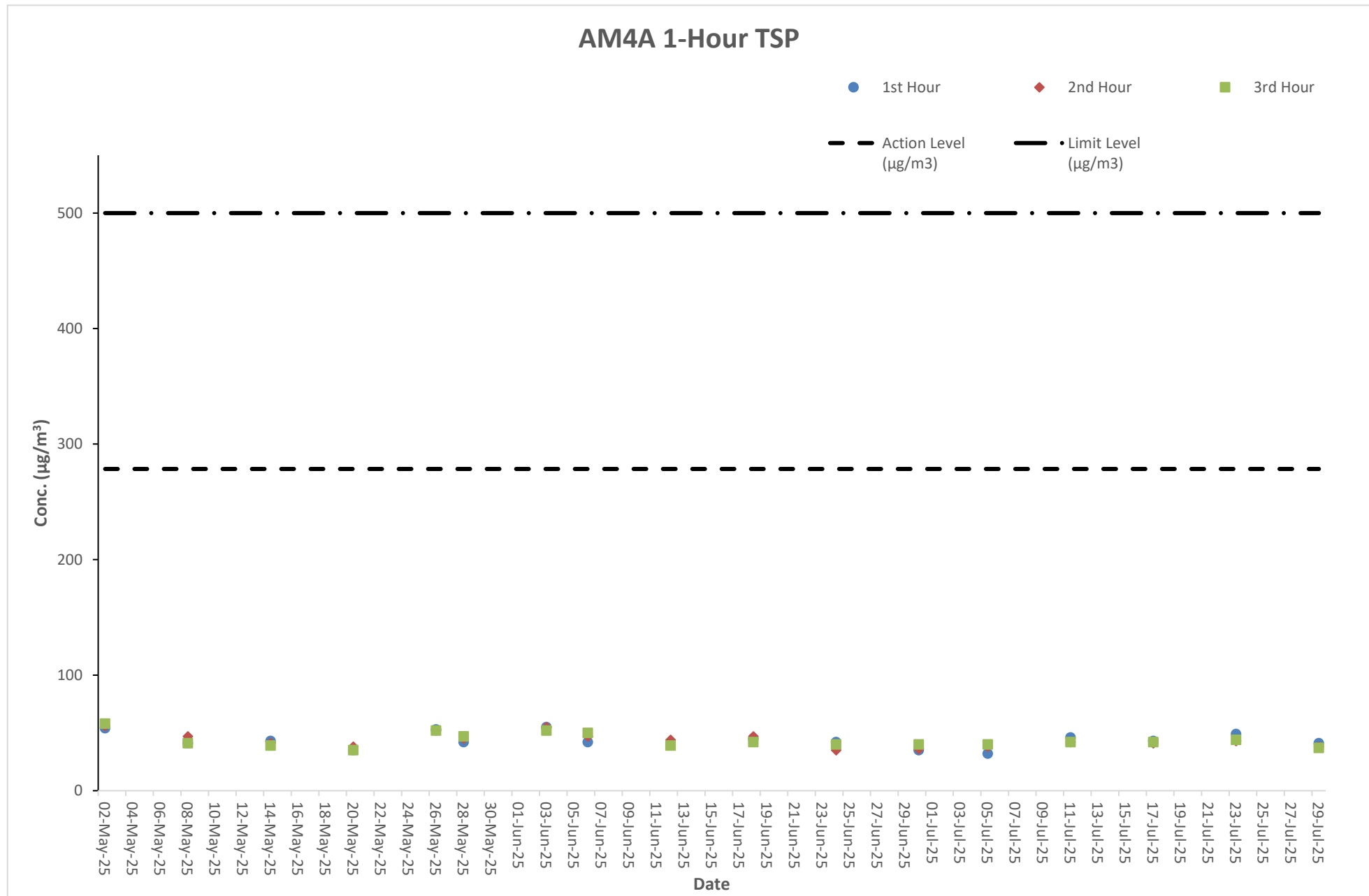
Graphical Presentation of Air Quality Monitoring Result at Station AM3A (1-hour TSP)



**Air Quality Monitoring Result at Station AM4A (1-hour TSP)**

| Date      | Weather Condition | Time          | Conc. ( $\mu\text{g}/\text{m}^3$ ) |                      |                      | Action Level ( $\mu\text{g}/\text{m}^3$ ) | Limit Level ( $\mu\text{g}/\text{m}^3$ ) |
|-----------|-------------------|---------------|------------------------------------|----------------------|----------------------|---|--|
|           |                   |               | 1 <sup>st</sup> Hour               | 2 <sup>nd</sup> Hour | 3 <sup>rd</sup> Hour |   |  |
| 02-May-25 | Fine              | 7:08 - 10:08  | 54                                 | 56                   | 58                   | 278.5                                     | 500                                      |
| 08-May-25 | Cloudy            | 13:08 - 16:08 | 41                                 | 47                   | 41                   | 278.5                                     | 500                                      |
| 14-May-25 | Cloudy            | 7:08 - 10:08  | 43                                 | 41                   | 39                   | 278.5                                     | 500                                      |
| 20-May-25 | Fine              | 13:10 - 16:10 | 35                                 | 38                   | 35                   | 278.5                                     | 500                                      |
| 26-May-25 | Fine              | 7:09 - 10:09  | 53                                 | 52                   | 52                   | 278.5                                     | 500                                      |
| 28-May-25 | Cloudy            | 14:17 - 17:17 | 42                                 | 45                   | 47                   | 278.5                                     | 500                                      |
| 03-Jun-25 | Cloudy            | 7:11 - 10:11  | 55                                 | 55                   | 52                   | 278.5                                     | 500                                      |
| 06-Jun-25 | Cloudy            | 13:10 - 16:10 | 42                                 | 47                   | 50                   | 278.5                                     | 500                                      |
| 12-Jun-25 | Cloudy            | 7:13 - 10:13  | 40                                 | 44                   | 39                   | 278.5                                     | 500                                      |
| 18-Jun-25 | Cloudy            | 13:09 - 16:09 | 45                                 | 47                   | 42                   | 278.5                                     | 500                                      |
| 24-Jun-25 | Cloudy            | 7:10 - 10:10  | 42                                 | 35                   | 40                   | 278.5                                     | 500                                      |
| 30-Jun-25 | Cloudy            | 13:10 - 16:10 | 35                                 | 36                   | 40                   | 278.5                                     | 500                                      |
| 05-Jul-25 | Cloudy            | 7:13 - 10:13  | 32                                 | 38                   | 40                   | 278.5                                     | 500                                      |
| 11-Jul-25 | Cloudy            | 13:08 - 16:08 | 46                                 | 42                   | 42                   | 278.5                                     | 500                                      |
| 17-Jul-25 | Cloudy            | 7:11 - 10:11  | 43                                 | 41                   | 42                   | 278.5                                     | 500                                      |
| 23-Jul-25 | Cloudy            | 13:12 - 16:12 | 49                                 | 43                   | 44                   | 278.5                                     | 500                                      |
| 29-Jul-25 | Cloudy            | 7:08 - 10:08  | 41                                 | 38                   | 37                   | 278.5                                     | 500                                      |

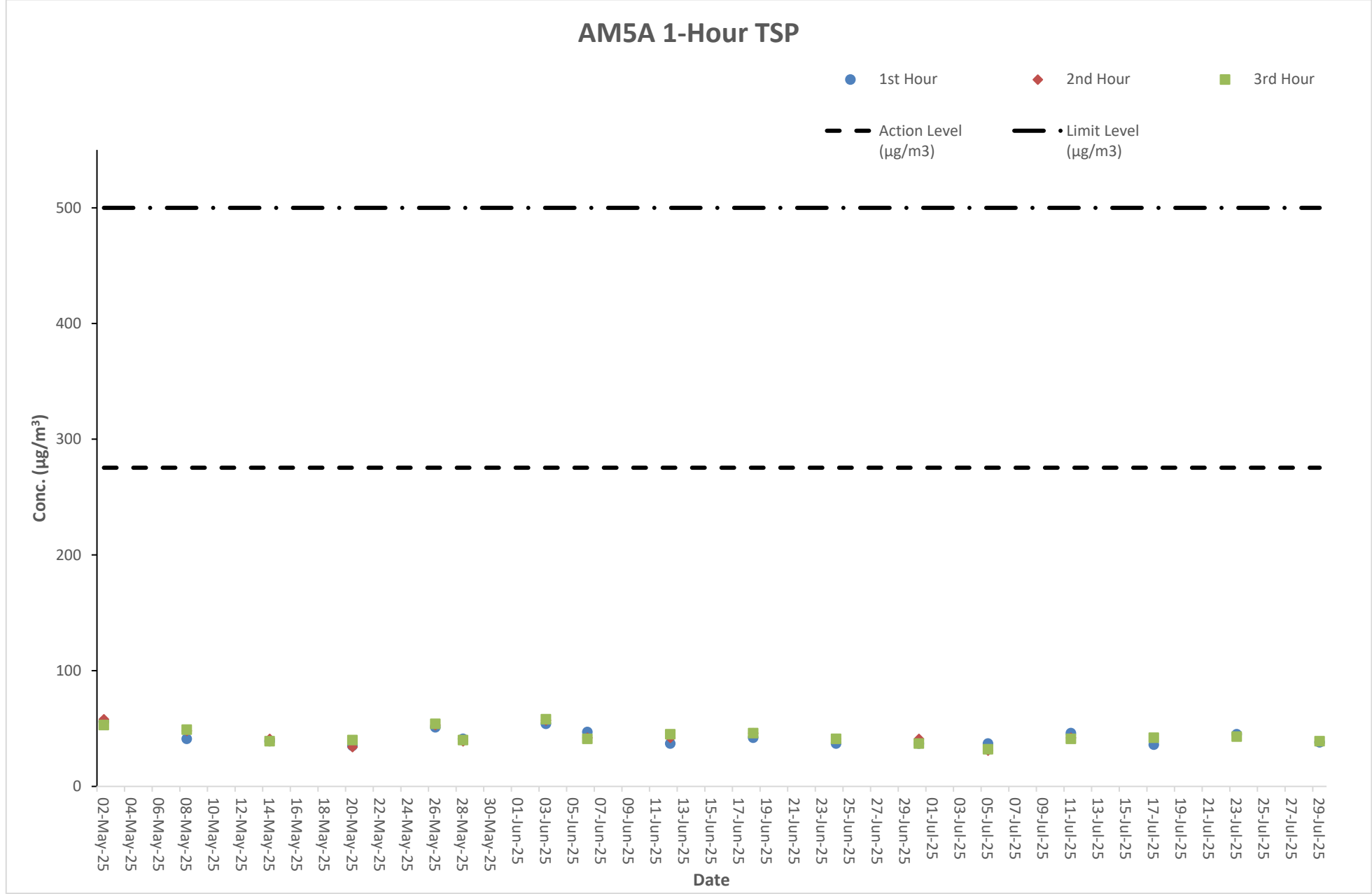
Graphical Presentation of Air Quality Monitoring Result at Station AM4A (1-hour TSP)



**Air Quality Monitoring Result at Station AM5A (1-hour TSP)**

| Date      | Weather Condition | Time          | Conc. ( $\mu\text{g}/\text{m}^3$ ) |                      |                      | Action Level ( $\mu\text{g}/\text{m}^3$ ) | Limit Level ( $\mu\text{g}/\text{m}^3$ ) |
|-----------|-------------------|---------------|------------------------------------|----------------------|----------------------|---|--|
|           |                   |               | 1 <sup>st</sup> Hour               | 2 <sup>nd</sup> Hour | 3 <sup>rd</sup> Hour |   |  |
| 02-May-25 | Fine              | 8:24 - 11:24  | 56                                 | 58                   | 53                   | 275.4                                     | 500                                      |
| 08-May-25 | Cloudy            | 14:28 - 17:28 | 41                                 | 48                   | 49                   | 275.4                                     | 500                                      |
| 14-May-25 | Cloudy            | 8:23 - 11:23  | 39                                 | 41                   | 39                   | 275.4                                     | 500                                      |
| 20-May-25 | Fine              | 14:30 - 17:30 | 35                                 | 34                   | 40                   | 275.4                                     | 500                                      |
| 26-May-25 | Fine              | 8:30 - 11:30  | 51                                 | 53                   | 54                   | 275.4                                     | 500                                      |
| 28-May-25 | Cloudy            | 14:34 - 17:34 | 41                                 | 39                   | 40                   | 275.4                                     | 500                                      |
| 03-Jun-25 | Cloudy            | 7:26 - 10:26  | 54                                 | 57                   | 58                   | 275.4                                     | 500                                      |
| 06-Jun-25 | Cloudy            | 13:27 - 16:27 | 47                                 | 42                   | 41                   | 275.4                                     | 500                                      |
| 12-Jun-25 | Cloudy            | 7:28 - 10:28  | 37                                 | 42                   | 45                   | 275.4                                     | 500                                      |
| 18-Jun-25 | Cloudy            | 13:26 - 16:26 | 42                                 | 46                   | 46                   | 275.4                                     | 500                                      |
| 24-Jun-25 | Cloudy            | 7:25 - 10:25  | 37                                 | 41                   | 41                   | 275.4                                     | 500                                      |
| 30-Jun-25 | Cloudy            | 13:27 - 16:27 | 37                                 | 41                   | 37                   | 275.4                                     | 500                                      |
| 05-Jul-25 | Cloudy            | 7:28 - 10:28  | 37                                 | 31                   | 32                   | 275.4                                     | 500                                      |
| 11-Jul-25 | Cloudy            | 13:25 - 16:25 | 46                                 | 42                   | 41                   | 275.4                                     | 500                                      |
| 17-Jul-25 | Cloudy            | 7:26 - 10:26  | 36                                 | 36                   | 42                   | 275.4                                     | 500                                      |
| 23-Jul-25 | Cloudy            | 13:29 - 16:29 | 45                                 | 41                   | 43                   | 275.4                                     | 500                                      |
| 29-Jul-25 | Cloudy            | 7:23 - 10:23  | 38                                 | 34                   | 39                   | 275.4                                     | 500                                      |

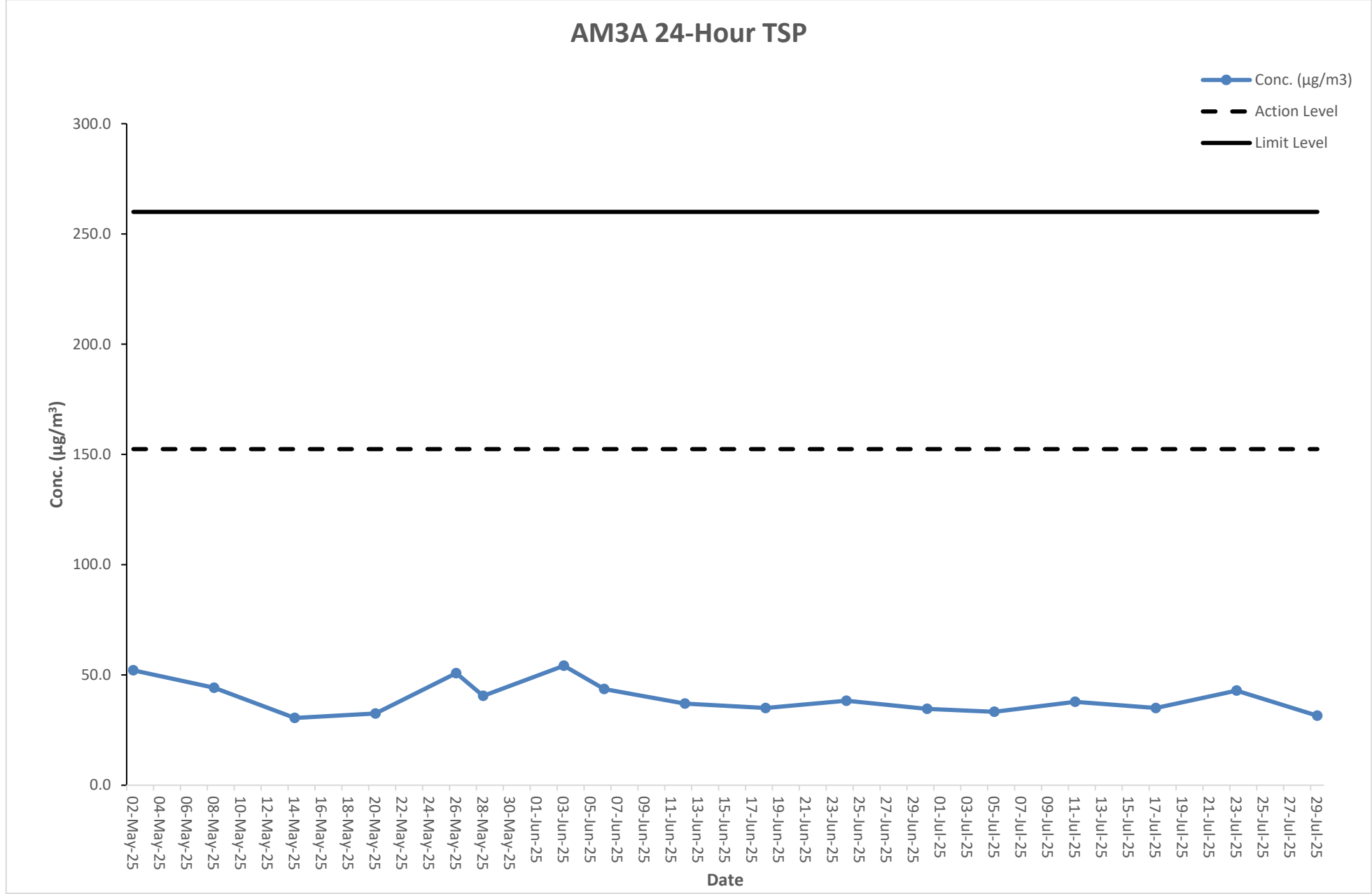
Graphical Presentation of Air Quality Monitoring Result at Station AM5A (1-hour TSP)



**Air Quality Monitoring Result at Station AM3A (24-hour TSP)**

| Start     |         | Finish    |         | Filter Weight (g) |        | Elapsed Time Reading |        | Sampling Time (hrs) | Flow Rate (m <sup>3</sup> /min) |       |         | Conc. (µg/m <sup>3</sup> ) | Weather Condition | Action Level | Limit Level |
|-----------|---------|-----------|---------|-------------------|--------|----------------------|--------|---------------------|---------------------------------|-------|---------|----------------------------|-------------------|--------------|-------------|
| Date      | Time    | Date      | Time    | Initial           | Final  | Initial              | Final  |                     | Initial                         | Final | Average |                            |                   |              |             |
| 02-May-25 | 10:00AM | 03-May-25 | 10:00AM | 2.8066            | 2.8904 | 8301.8               | 8325.8 | 24                  | 1.12                            | 1.12  | 1.12    | 52.1                       | Cloudy            | 152.4        | 260         |
| 08-May-25 | 10:00AM | 09-May-25 | 10:00AM | 2.8089            | 2.8801 | 8325.8               | 8349.8 | 24                  | 1.12                            | 1.12  | 1.12    | 44.2                       | Rainy             | 152.4        | 260         |
| 14-May-25 | 10:00AM | 15-May-25 | 10:00AM | 2.8012            | 2.8502 | 8349.8               | 8373.8 | 24                  | 1.12                            | 1.12  | 1.12    | 30.5                       | Cloudy            | 152.4        | 260         |
| 20-May-25 | 10:00AM | 21-May-25 | 10:00AM | 2.8035            | 2.8558 | 8373.8               | 8397.8 | 24                  | 1.12                            | 1.12  | 1.12    | 32.5                       | Cloudy            | 152.4        | 260         |
| 26-May-25 | 10:00AM | 27-May-25 | 10:00AM | 2.8073            | 2.8891 | 8397.8               | 8421.8 | 24                  | 1.12                            | 1.12  | 1.12    | 50.8                       | Sunny             | 152.4        | 260         |
| 28-May-25 | 10:00AM | 29-May-25 | 10:00AM | 2.8043            | 2.8695 | 8421.8               | 8445.8 | 24                  | 1.12                            | 1.12  | 1.12    | 40.5                       | Cloudy            | 152.4        | 260         |
| 03-Jun-25 | 10:00AM | 04-Jun-25 | 10:00AM | 2.8066            | 2.8904 | 8301.8               | 8325.8 | 24                  | 1.12                            | 1.12  | 1.12    | 54.2                       | Cloudy            | 152.4        | 260         |
| 06-Jun-25 | 10:00AM | 07-Jun-25 | 10:00AM | 2.8089            | 2.8801 | 8325.8               | 8349.8 | 24                  | 1.12                            | 1.12  | 1.12    | 43.6                       | Cloudy            | 152.4        | 260         |
| 12-Jun-25 | 10:00AM | 13-Jun-25 | 10:00AM | 2.8012            | 2.8502 | 8349.8               | 8373.8 | 24                  | 1.12                            | 1.12  | 1.12    | 37.0                       | Rainy             | 152.4        | 260         |
| 18-Jun-25 | 10:00AM | 19-Jun-25 | 10:00AM | 2.8035            | 2.8558 | 8373.8               | 8397.8 | 24                  | 1.12                            | 1.12  | 1.12    | 35.0                       | Rainy             | 152.4        | 260         |
| 24-Jun-25 | 10:00AM | 25-Jun-25 | 10:00AM | 2.8073            | 2.8891 | 8397.8               | 8421.8 | 24                  | 1.12                            | 1.12  | 1.12    | 38.3                       | Cloudy            | 152.4        | 260         |
| 30-Jun-25 | 10:00AM | 01-Jul-25 | 10:00AM | 2.8043            | 2.8695 | 8421.8               | 8445.8 | 24                  | 1.12                            | 1.12  | 1.12    | 34.6                       | Rainy             | 152.4        | 260         |
| 05-Jul-25 | 10:00AM | 06-Jul-25 | 10:00AM | 2.8046            | 2.8581 | 8589.8               | 8613.8 | 24                  | 1.12                            | 1.12  | 1.12    | 33.3                       | Rainy             | 152.4        | 260         |
| 11-Jul-25 | 10:00AM | 12-Jul-25 | 10:00AM | 2.8056            | 2.8665 | 8613.8               | 8637.8 | 24                  | 1.12                            | 1.12  | 1.12    | 37.8                       | Cloudy            | 152.4        | 260         |
| 17-Jul-25 | 10:00AM | 18-Jul-25 | 10:00AM | 2.8022            | 2.8585 | 8637.8               | 8661.8 | 24                  | 1.12                            | 1.12  | 1.12    | 35.0                       | Sunny             | 152.4        | 260         |
| 23-Jul-25 | 10:00AM | 24-Jul-25 | 10:00AM | 2.8026            | 2.8716 | 8661.8               | 8685.8 | 24                  | 1.12                            | 1.12  | 1.12    | 42.9                       | Rainy             | 152.4        | 260         |
| 29-Jul-25 | 10:00AM | 30-Jul-25 | 10:00AM | 2.8081            | 2.8588 | 8685.8               | 8709.8 | 24                  | 1.12                            | 1.12  | 1.12    | 31.5                       | Rainy             | 152.4        | 260         |

Graphical Presentation of Air Quality Monitoring Result at Station AM3A (24-hour TSP)

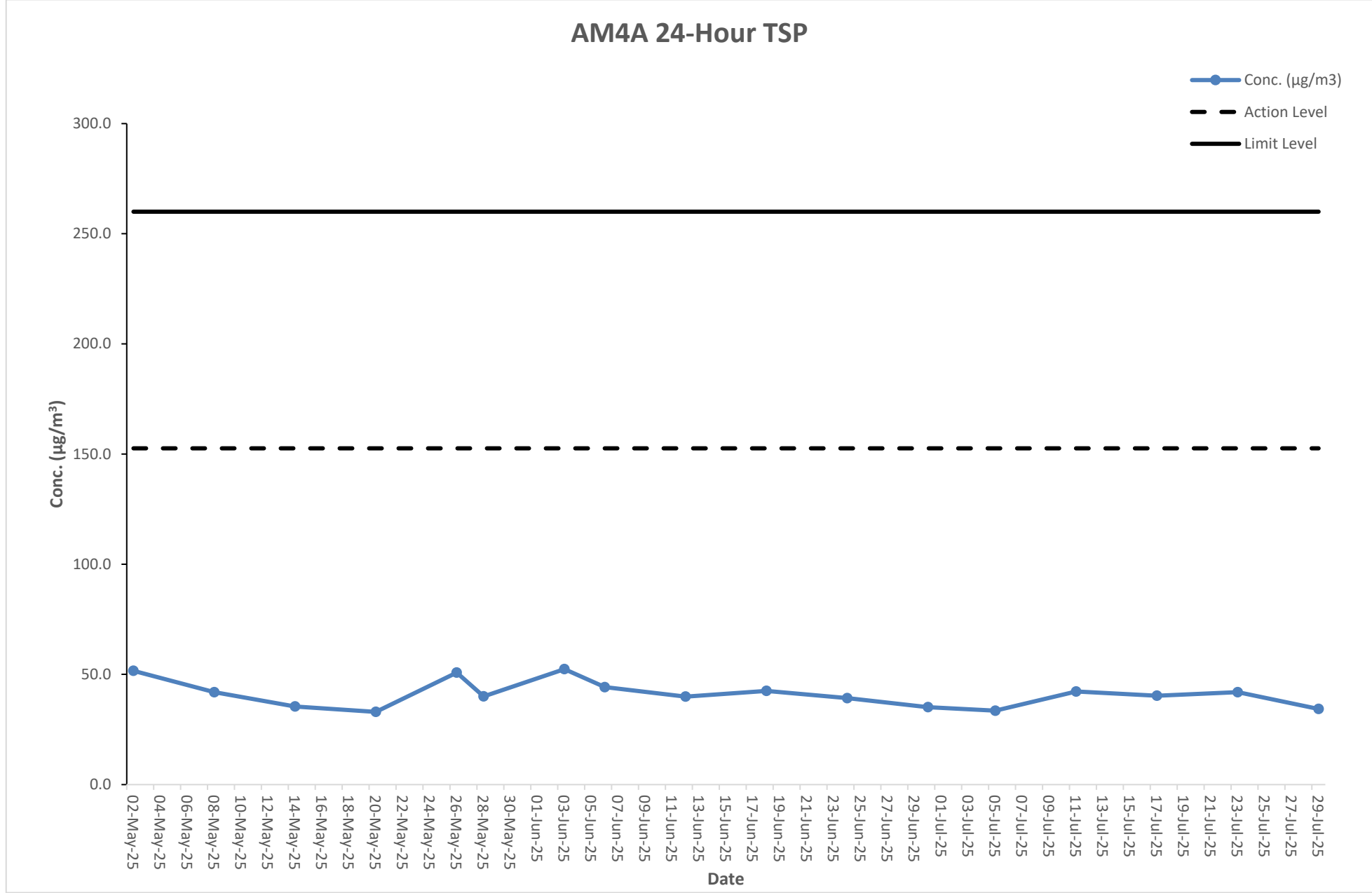




**Air Quality Monitoring Result at Station AM4A (24-hour TSP)**

| Start     |         | Finish    |         | Filter Weight (g) |        | Elapsed Time Reading |        | Sampling Time (hrs) | Flow Rate (m <sup>3</sup> /min) |       |         | Conc. (µg/m <sup>3</sup> ) | Weather Condition | Action Level | Limit Level |
|-----------|---------|-----------|---------|-------------------|--------|----------------------|--------|---------------------|---------------------------------|-------|---------|----------------------------|-------------------|--------------|-------------|
| Date      | Time    | Date      | Time    | Initial           | Final  | Initial              | Final  |                     | Initial                         | Final | Average |                            |                   |              |             |
| 02-May-25 | 10:00AM | 03-May-25 | 10:00AM | 2.8050            | 2.8881 | 8721.4               | 8745.4 | 24                  | 1.12                            | 1.12  | 1.12    | 51.6                       | Cloudy            | 152.6        | 260         |
| 08-May-25 | 10:00AM | 09-May-25 | 10:00AM | 2.8070            | 2.8743 | 8745.4               | 8769.4 | 24                  | 1.12                            | 1.12  | 1.12    | 41.9                       | Rainy             | 152.6        | 260         |
| 14-May-25 | 10:00AM | 15-May-25 | 10:00AM | 2.8018            | 2.8587 | 8769.4               | 8793.4 | 24                  | 1.12                            | 1.12  | 1.12    | 35.4                       | Cloudy            | 152.6        | 260         |
| 20-May-25 | 10:00AM | 21-May-25 | 10:00AM | 2.8063            | 2.8595 | 8793.4               | 8817.4 | 24                  | 1.12                            | 1.12  | 1.12    | 33.0                       | Cloudy            | 152.6        | 260         |
| 26-May-25 | 10:00AM | 27-May-25 | 10:00AM | 2.8037            | 2.8855 | 8817.4               | 8841.4 | 24                  | 1.12                            | 1.12  | 1.12    | 50.8                       | Sunny             | 152.6        | 260         |
| 28-May-25 | 10:00AM | 29-May-25 | 10:00AM | 2.8033            | 2.8677 | 8841.4               | 8865.4 | 24                  | 1.12                            | 1.12  | 1.12    | 40.0                       | Cloudy            | 152.6        | 260         |
| 03-Jun-25 | 10:00AM | 04-Jun-25 | 10:00AM | 2.8050            | 2.8881 | 8721.4               | 8745.4 | 24                  | 1.12                            | 1.12  | 1.12    | 52.4                       | Cloudy            | 152.6        | 260         |
| 06-Jun-25 | 10:00AM | 07-Jun-25 | 10:00AM | 2.8070            | 2.8743 | 8745.4               | 8769.4 | 24                  | 1.12                            | 1.12  | 1.12    | 44.2                       | Cloudy            | 152.6        | 260         |
| 12-Jun-25 | 10:00AM | 13-Jun-25 | 10:00AM | 2.8018            | 2.8587 | 8769.4               | 8793.4 | 24                  | 1.12                            | 1.12  | 1.12    | 39.9                       | Rainy             | 152.6        | 260         |
| 18-Jun-25 | 10:00AM | 19-Jun-25 | 10:00AM | 2.8063            | 2.8595 | 8793.4               | 8817.4 | 24                  | 1.12                            | 1.12  | 1.12    | 42.5                       | Rainy             | 152.6        | 260         |
| 24-Jun-25 | 10:00AM | 25-Jun-25 | 10:00AM | 2.8037            | 2.8855 | 8817.4               | 8841.4 | 24                  | 1.12                            | 1.12  | 1.12    | 39.2                       | Cloudy            | 152.6        | 260         |
| 30-Jun-25 | 10:00AM | 01-Jul-25 | 10:00AM | 2.8033            | 2.8677 | 8841.4               | 8865.4 | 24                  | 1.12                            | 1.12  | 1.12    | 35.1                       | Rainy             | 152.6        | 260         |
| 05-Jul-25 | 10:00AM | 06-Jul-25 | 10:00AM | 2.8020            | 2.8559 | 9009.4               | 9033.4 | 24                  | 1.12                            | 1.12  | 1.12    | 33.5                       | Rainy             | 152.6        | 260         |
| 11-Jul-25 | 10:00AM | 12-Jul-25 | 10:00AM | 2.8061            | 2.8741 | 9033.4               | 9057.4 | 24                  | 1.12                            | 1.12  | 1.12    | 42.2                       | Cloudy            | 152.6        | 260         |
| 17-Jul-25 | 10:00AM | 18-Jul-25 | 10:00AM | 2.8082            | 2.8731 | 9057.4               | 9081.4 | 24                  | 1.12                            | 1.12  | 1.12    | 40.3                       | Sunny             | 152.6        | 260         |
| 23-Jul-25 | 10:00AM | 24-Jul-25 | 10:00AM | 2.8061            | 2.8736 | 9081.4               | 9105.4 | 24                  | 1.12                            | 1.12  | 1.12    | 41.9                       | Rainy             | 152.6        | 260         |
| 29-Jul-25 | 10:00AM | 30-Jul-25 | 10:00AM | 2.8011            | 2.8563 | 9105.4               | 9129.4 | 24                  | 1.12                            | 1.12  | 1.12    | 34.3                       | Rainy             | 152.6        | 260         |

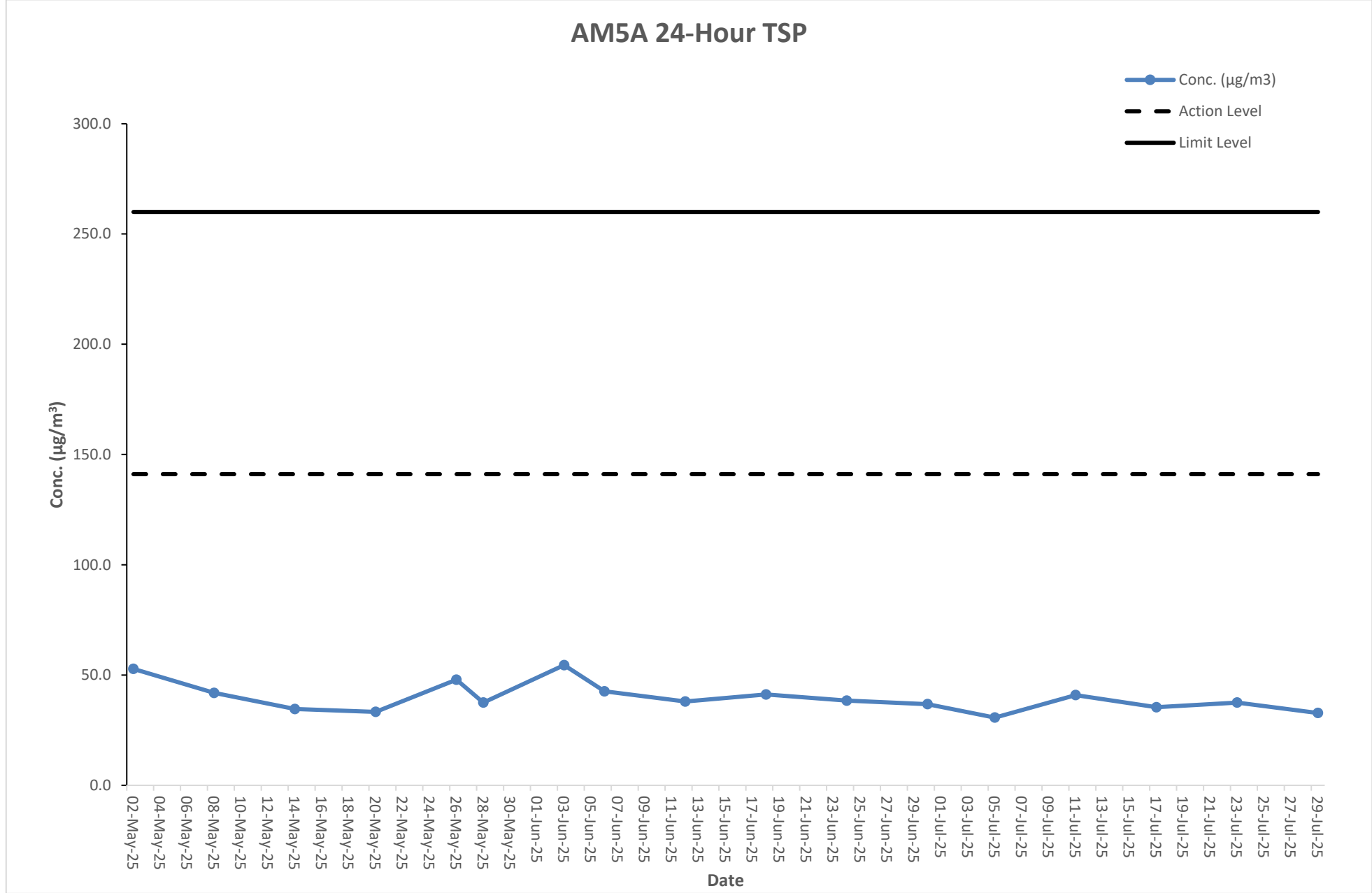
Graphical Presentation of Air Quality Monitoring Result at Station AM4A (24-hour TSP)



**Air Quality Monitoring Result at Station AM5A (24-hour TSP)**

| Start     |         | Finish    |         | Filter Weight (g) |        | Elapsed Time Reading |        | Sampling<br>Time (hrs) | Flow Rate (m <sup>3</sup> /min) |       |         | Conc.<br>(µg/m <sup>3</sup> ) | Weather<br>Condition | Action<br>Level | Limit<br>Level |
|-----------|---------|-----------|---------|-------------------|--------|----------------------|--------|------------------------|---------------------------------|-------|---------|-------------------------------|----------------------|-----------------|----------------|
| Date      | Time    | Date      | Time    | Initial           | Final  | Initial              | Final  |                        | Initial                         | Final | Average |                               |                      |                 |                |
| 02-May-25 | 10:00AM | 03-May-25 | 10:00AM | 2.8075            | 2.8925 | 8859.6               | 8883.6 | 24                     | 1.12                            | 1.12  | 1.12    | 52.8                          | Cloudy               | 141.1           | 260            |
| 08-May-25 | 10:00AM | 09-May-25 | 10:00AM | 2.8046            | 2.8721 | 8883.6               | 8907.6 | 24                     | 1.12                            | 1.12  | 1.12    | 41.9                          | Rainy                | 141.1           | 260            |
| 14-May-25 | 10:00AM | 15-May-25 | 10:00AM | 2.8060            | 2.8616 | 8907.6               | 8931.6 | 24                     | 1.12                            | 1.12  | 1.12    | 34.6                          | Cloudy               | 141.1           | 260            |
| 20-May-25 | 10:00AM | 21-May-25 | 10:00AM | 2.8040            | 2.8576 | 8931.6               | 8955.6 | 24                     | 1.12                            | 1.12  | 1.12    | 33.3                          | Cloudy               | 141.1           | 260            |
| 26-May-25 | 10:00AM | 27-May-25 | 10:00AM | 2.8077            | 2.8847 | 8955.6               | 8979.6 | 24                     | 1.12                            | 1.12  | 1.12    | 47.9                          | Sunny                | 141.1           | 260            |
| 28-May-25 | 10:00AM | 29-May-25 | 10:00AM | 2.8022            | 2.8626 | 8979.6               | 9003.6 | 24                     | 1.12                            | 1.12  | 1.12    | 37.5                          | Cloudy               | 141.1           | 260            |
| 03-Jun-25 | 10:00AM | 04-Jun-25 | 10:00AM | 2.8075            | 2.8925 | 8859.6               | 8883.6 | 24                     | 1.12                            | 1.12  | 1.12    | 54.5                          | Cloudy               | 141.1           | 260            |
| 06-Jun-25 | 10:00AM | 07-Jun-25 | 10:00AM | 2.8046            | 2.8721 | 8883.6               | 8907.6 | 24                     | 1.12                            | 1.12  | 1.12    | 42.6                          | Cloudy               | 141.1           | 260            |
| 12-Jun-25 | 10:00AM | 13-Jun-25 | 10:00AM | 2.8060            | 2.8616 | 8907.6               | 8931.6 | 24                     | 1.12                            | 1.12  | 1.12    | 38.0                          | Rainy                | 141.1           | 260            |
| 18-Jun-25 | 10:00AM | 19-Jun-25 | 10:00AM | 2.8040            | 2.8576 | 8931.6               | 8955.6 | 24                     | 1.12                            | 1.12  | 1.12    | 41.2                          | Rainy                | 141.1           | 260            |
| 24-Jun-25 | 10:00AM | 25-Jun-25 | 10:00AM | 2.8077            | 2.8847 | 8955.6               | 8979.6 | 24                     | 1.12                            | 1.12  | 1.12    | 38.4                          | Cloudy               | 141.1           | 260            |
| 30-Jun-25 | 10:00AM | 01-Jul-25 | 10:00AM | 2.8022            | 2.8626 | 8979.6               | 9003.6 | 24                     | 1.12                            | 1.12  | 1.12    | 36.8                          | Rainy                | 141.1           | 260            |
| 05-Jul-25 | 10:00AM | 06-Jul-25 | 10:00AM | 2.8030            | 2.8524 | 9147.6               | 9171.6 | 24                     | 1.12                            | 1.12  | 1.12    | 30.7                          | Rainy                | 141.1           | 260            |
| 11-Jul-25 | 10:00AM | 12-Jul-25 | 10:00AM | 2.8084            | 2.8743 | 9171.6               | 9195.6 | 24                     | 1.12                            | 1.12  | 1.12    | 40.9                          | Cloudy               | 141.1           | 260            |
| 17-Jul-25 | 10:00AM | 18-Jul-25 | 10:00AM | 2.8032            | 2.8601 | 9195.6               | 9219.6 | 24                     | 1.12                            | 1.12  | 1.12    | 35.4                          | Sunny                | 141.1           | 260            |
| 23-Jul-25 | 10:00AM | 24-Jul-25 | 10:00AM | 2.8048            | 2.8652 | 9219.6               | 9243.6 | 24                     | 1.12                            | 1.12  | 1.12    | 37.5                          | Rainy                | 141.1           | 260            |
| 29-Jul-25 | 10:00AM | 30-Jul-25 | 10:00AM | 2.8024            | 2.8551 | 9243.6               | 9267.6 | 24                     | 1.12                            | 1.12  | 1.12    | 32.8                          | Rainy                | 141.1           | 260            |

Graphical Presentation of Air Quality Monitoring Result at Station AM5A (24-hour TSP)



**Noise Monitoring Result at Station NM2A**

| Date      | Time  | Measured L10 dB(A) | Measured L90 dB(A) | Leq (30 min.) dB(A) |
|-----------|-------|--------------------|--------------------|---------------------|
| 02-May-25 | 7:00  | 63.7               | 61.0               | 62.7                |
| 02-May-25 | 7:05  | 63.7               | 61.5               |                     |
| 02-May-25 | 7:10  | 64.5               | 60.8               |                     |
| 02-May-25 | 7:15  | 64.9               | 60.6               |                     |
| 02-May-25 | 7:20  | 64.2               | 61.1               |                     |
| 02-May-25 | 7:25  | 64.6               | 61.2               | 62.9                |
| 08-May-25 | 14:00 | 64.7               | 60.8               |                     |
| 08-May-25 | 14:05 | 64.2               | 61.2               |                     |
| 08-May-25 | 14:10 | 65.0               | 61.1               |                     |
| 08-May-25 | 14:15 | 65.0               | 60.5               |                     |
| 08-May-25 | 14:20 | 64.8               | 60.4               |                     |
| 08-May-25 | 14:25 | 63.8               | 61.4               | 62.6                |
| 14-May-25 | 7:00  | 64.2               | 60.4               |                     |
| 14-May-25 | 7:05  | 64.6               | 60.7               |                     |
| 14-May-25 | 7:10  | 63.8               | 61.5               |                     |
| 14-May-25 | 7:15  | 64.0               | 60.2               |                     |
| 14-May-25 | 7:20  | 64.4               | 61.6               |                     |
| 14-May-25 | 7:25  | 64.5               | 61.6               | 62.7                |
| 20-May-25 | 14:00 | 64.0               | 60.4               |                     |
| 20-May-25 | 14:05 | 63.7               | 61.6               |                     |
| 20-May-25 | 14:10 | 64.7               | 60.2               |                     |
| 20-May-25 | 14:15 | 64.2               | 60.8               |                     |
| 20-May-25 | 14:20 | 64.0               | 61.6               | 62.9                |
| 20-May-25 | 14:25 | 64.2               | 60.2               |                     |
| 26-May-25 | 7:01  | 64.4               | 61.1               |                     |
| 26-May-25 | 7:06  | 64.0               | 61.0               |                     |
| 26-May-25 | 7:11  | 64.5               | 60.2               |                     |
| 26-May-25 | 7:16  | 63.6               | 60.2               | 62.7                |
| 26-May-25 | 7:21  | 64.1               | 61.6               |                     |
| 26-May-25 | 7:26  | 64.3               | 61.0               |                     |
| 28-May-25 | 14:00 | 64.0               | 60.3               |                     |
| 28-May-25 | 14:05 | 64.3               | 61.2               |                     |
| 28-May-25 | 14:10 | 64.9               | 60.5               | 62.5                |
| 28-May-25 | 14:15 | 64.5               | 61.6               |                     |
| 28-May-25 | 14:20 | 65.0               | 61.0               |                     |
| 28-May-25 | 14:25 | 64.6               | 60.9               |                     |
| 03-Jun-25 | 7:03  | 64.3               | 60.6               |                     |
| 03-Jun-25 | 7:08  | 64.8               | 61.2               | 62.7                |
| 03-Jun-25 | 7:13  | 64.8               | 60.8               |                     |
| 03-Jun-25 | 7:18  | 64.7               | 60.9               |                     |
| 03-Jun-25 | 7:23  | 63.9               | 60.4               |                     |
| 03-Jun-25 | 7:28  | 64.0               | 61.2               | 62.5                |
| 06-Jun-25 | 14:02 | 64.6               | 61.1               |                     |
| 06-Jun-25 | 14:07 | 64.8               | 60.2               |                     |
| 06-Jun-25 | 14:12 | 64.4               | 60.3               |                     |
| 06-Jun-25 | 14:17 | 65.0               | 60.7               |                     |
| 06-Jun-25 | 14:22 | 63.7               | 61.0               | 62.8                |
| 06-Jun-25 | 14:27 | 64.8               | 61.4               |                     |
| 12-Jun-25 | 7:05  | 63.6               | 60.9               |                     |
| 12-Jun-25 | 7:10  | 63.8               | 61.1               |                     |
| 12-Jun-25 | 7:15  | 63.9               | 60.2               | 62.8                |
| 12-Jun-25 | 7:20  | 64.6               | 61.6               |                     |
| 12-Jun-25 | 7:25  | 65.0               | 61.0               |                     |
| 12-Jun-25 | 7:30  | 64.7               | 60.6               |                     |
| 18-Jun-25 | 13:59 | 64.2               | 61.0               |                     |
| 18-Jun-25 | 14:04 | 64.3               | 61.5               | 62.8                |
| 18-Jun-25 | 14:09 | 63.7               | 60.9               |                     |
| 18-Jun-25 | 14:14 | 64.9               | 61.6               |                     |
| 18-Jun-25 | 14:19 | 64.4               | 61.4               |                     |
| 18-Jun-25 | 14:24 | 64.2               | 60.2               | 62.8                |
| 24-Jun-25 | 7:02  | 63.9               | 61.1               |                     |
| 24-Jun-25 | 7:07  | 63.8               | 61.5               |                     |
| 24-Jun-25 | 7:12  | 64.7               | 61.4               |                     |
| 24-Jun-25 | 7:17  | 63.7               | 60.8               |                     |
| 24-Jun-25 | 7:22  | 64.7               | 61.6               |                     |
| 24-Jun-25 | 7:27  | 64.2               | 60.4               |                     |

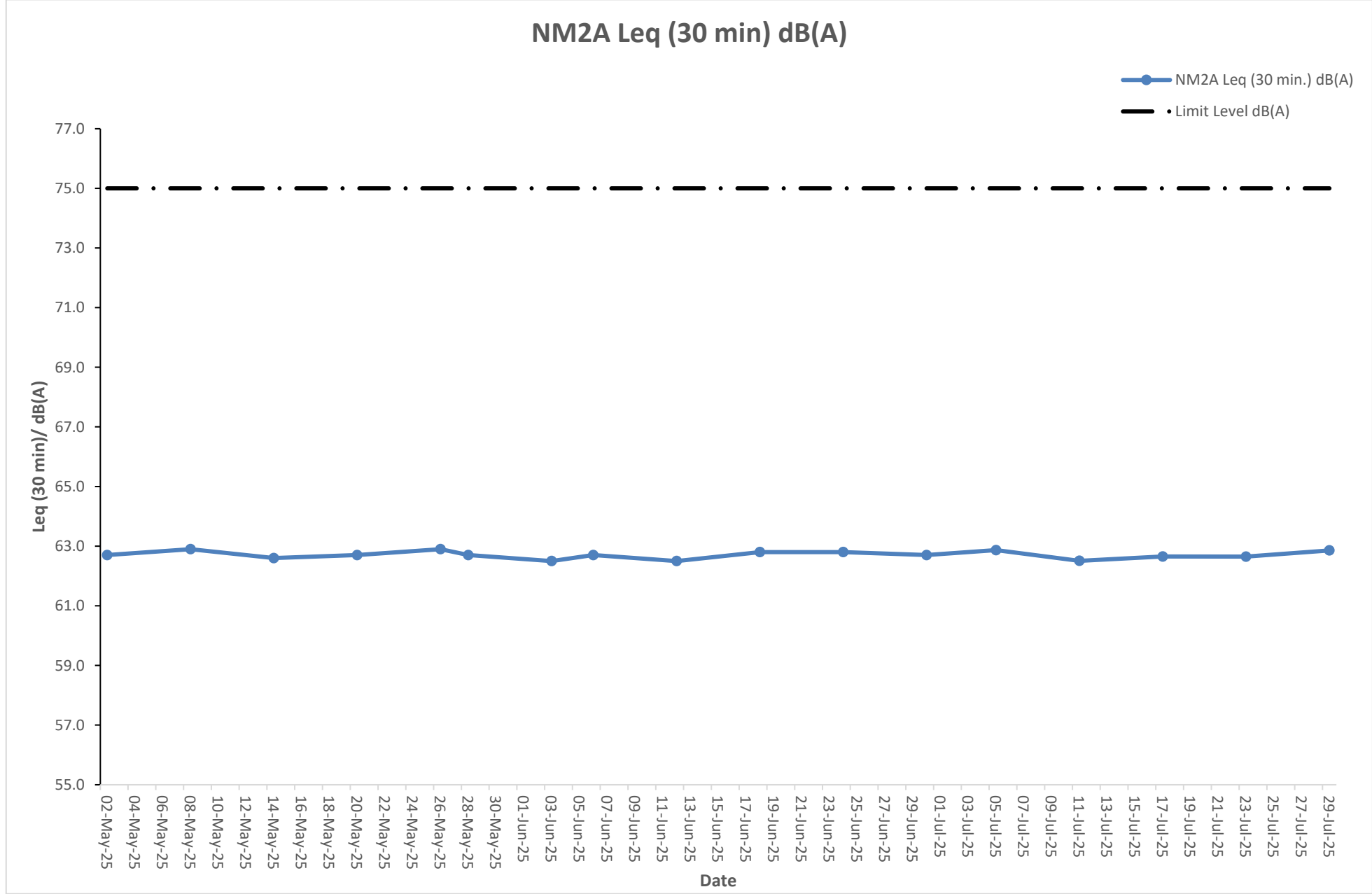
# Noise Monitoring Result at Station NM2A

| Date      | Time  | Measured L10 dB(A) | Measured L90 dB(A) | Leq (30 min.) dB(A) |
|-----------|-------|--------------------|--------------------|---------------------|
| 30-Jun-25 | 14:01 | 63.9               | 60.4               | 62.7                |
| 30-Jun-25 | 14:06 | 64.4               | 60.8               |                     |
| 30-Jun-25 | 14:11 | 64.4               | 61.1               |                     |
| 30-Jun-25 | 14:16 | 64.7               | 60.3               |                     |
| 30-Jun-25 | 14:21 | 63.8               | 60.3               |                     |
| 30-Jun-25 | 14:26 | 64.9               | 61.4               | 62.9                |
| 05-Jul-25 | 7:05  | 64.5               | 61.6               |                     |
| 05-Jul-25 | 7:10  | 63.7               | 61.2               |                     |
| 05-Jul-25 | 7:15  | 64.3               | 60.6               |                     |
| 05-Jul-25 | 7:20  | 64.7               | 60.3               |                     |
| 05-Jul-25 | 7:25  | 64.1               | 61.1               | 62.5                |
| 05-Jul-25 | 7:30  | 64.6               | 60.8               |                     |
| 11-Jul-25 | 14:00 | 64.1               | 61.2               |                     |
| 11-Jul-25 | 14:05 | 63.7               | 60.3               |                     |
| 11-Jul-25 | 14:10 | 64.5               | 60.5               |                     |
| 11-Jul-25 | 14:15 | 64.4               | 60.7               | 62.7                |
| 11-Jul-25 | 14:20 | 63.6               | 61.5               |                     |
| 11-Jul-25 | 14:25 | 63.7               | 60.4               |                     |
| 17-Jul-25 | 7:03  | 64.1               | 60.8               |                     |
| 17-Jul-25 | 7:08  | 63.9               | 61.2               |                     |
| 17-Jul-25 | 7:13  | 63.9               | 61.4               | 62.6                |
| 17-Jul-25 | 7:18  | 64.9               | 61.4               |                     |
| 17-Jul-25 | 7:23  | 65.0               | 61.6               |                     |
| 17-Jul-25 | 7:28  | 64.7               | 60.9               |                     |
| 23-Jul-25 | 14:02 | 64.4               | 60.3               |                     |
| 23-Jul-25 | 14:07 | 64.8               | 61.4               | 62.9                |
| 23-Jul-25 | 14:12 | 64.4               | 60.8               |                     |
| 23-Jul-25 | 14:17 | 63.7               | 60.6               |                     |
| 23-Jul-25 | 14:22 | 64.5               | 60.6               |                     |
| 23-Jul-25 | 14:27 | 65.0               | 60.7               | 62.9                |
| 29-Jul-25 | 7:00  | 64.7               | 61.5               |                     |
| 29-Jul-25 | 7:05  | 65.0               | 61.3               |                     |
| 29-Jul-25 | 7:10  | 64.9               | 60.3               |                     |
| 29-Jul-25 | 7:15  | 63.6               | 61.6               |                     |
| 29-Jul-25 | 7:20  | 63.6               | 61.5               |                     |
| 29-Jul-25 | 7:25  | 64.0               | 61.3               |                     |



The station set-up of a façade measurement at station NM2A.

Graphical Presentation of Noise Monitoring Result at Station NM2A



**Noise Monitoring Result at Station NM3A**

| Date      | Time  | Measured L10 dB(A) | Measured L90 dB(A) | Leq (30 min.) dB(A) |
|-----------|-------|--------------------|--------------------|---------------------|
| 02-May-25 | 8:30  | 61.9               | 57.8               | 60.7                |
| 02-May-25 | 8:35  | 62.1               | 57.8               |                     |
| 02-May-25 | 8:40  | 62.2               | 57.7               |                     |
| 02-May-25 | 8:45  | 62.1               | 57.3               |                     |
| 02-May-25 | 8:50  | 63.3               | 57.3               |                     |
| 02-May-25 | 8:55  | 62.4               | 56.6               | 60.9                |
| 08-May-25 | 15:21 | 62.5               | 57.2               |                     |
| 08-May-25 | 15:26 | 63.5               | 56.4               |                     |
| 08-May-25 | 15:31 | 63.5               | 56.0               |                     |
| 08-May-25 | 15:36 | 62.6               | 57.8               |                     |
| 08-May-25 | 15:41 | 62.6               | 56.1               |                     |
| 08-May-25 | 15:46 | 62.7               | 57.3               | 60.5                |
| 14-May-25 | 8:30  | 63.2               | 56.6               |                     |
| 14-May-25 | 8:35  | 63.0               | 57.8               |                     |
| 14-May-25 | 8:40  | 63.4               | 57.3               |                     |
| 14-May-25 | 8:45  | 63.4               | 57.3               |                     |
| 14-May-25 | 8:50  | 63.6               | 56.5               |                     |
| 14-May-25 | 8:55  | 62.9               | 56.0               | 60.4                |
| 20-May-25 | 15:25 | 63.4               | 55.9               |                     |
| 20-May-25 | 15:30 | 63.2               | 56.8               |                     |
| 20-May-25 | 15:35 | 62.7               | 56.8               |                     |
| 20-May-25 | 15:40 | 63.0               | 57.8               |                     |
| 20-May-25 | 15:45 | 62.4               | 57.7               | 61.2                |
| 20-May-25 | 15:50 | 62.5               | 56.9               |                     |
| 26-May-25 | 8:40  | 63.4               | 56.2               |                     |
| 26-May-25 | 8:45  | 63.6               | 57.3               |                     |
| 26-May-25 | 8:50  | 61.9               | 56.3               |                     |
| 26-May-25 | 8:55  | 62.6               | 56.8               | 60.9                |
| 26-May-25 | 9:00  | 63.8               | 57.2               |                     |
| 26-May-25 | 9:05  | 62.6               | 57.6               |                     |
| 28-May-25 | 15:25 | 62.3               | 57.7               |                     |
| 28-May-25 | 15:30 | 63.2               | 56.6               |                     |
| 28-May-25 | 15:35 | 63.7               | 57.8               | 60.7                |
| 28-May-25 | 15:40 | 62.0               | 57.0               |                     |
| 28-May-25 | 15:45 | 62.4               | 57.7               |                     |
| 28-May-25 | 15:50 | 62.4               | 57.8               |                     |
| 03-Jun-25 | 8:33  | 63.5               | 57.6               |                     |
| 03-Jun-25 | 8:38  | 62.8               | 56.4               | 60.5                |
| 03-Jun-25 | 8:43  | 63.4               | 56.4               |                     |
| 03-Jun-25 | 8:48  | 62.2               | 56.2               |                     |
| 03-Jun-25 | 8:53  | 63.2               | 56.4               |                     |
| 03-Jun-25 | 8:58  | 63.8               | 56.4               |                     |
| 06-Jun-25 | 15:23 | 63.0               | 56.8               | 61.0                |
| 06-Jun-25 | 15:28 | 62.8               | 57.6               |                     |
| 06-Jun-25 | 15:33 | 62.2               | 56.4               |                     |
| 06-Jun-25 | 15:38 | 63.0               | 56.6               |                     |
| 06-Jun-25 | 15:43 | 62.5               | 55.9               |                     |
| 06-Jun-25 | 15:48 | 63.2               | 57.5               | 60.6                |
| 12-Jun-25 | 8:35  | 62.1               | 56.9               |                     |
| 12-Jun-25 | 8:40  | 62.1               | 57.2               |                     |
| 12-Jun-25 | 8:45  | 63.1               | 56.2               |                     |
| 12-Jun-25 | 8:50  | 62.3               | 56.8               |                     |
| 12-Jun-25 | 8:55  | 62.5               | 56.1               | 61.2                |
| 12-Jun-25 | 9:00  | 62.3               | 57.1               |                     |
| 18-Jun-25 | 15:24 | 63.5               | 56.7               |                     |
| 18-Jun-25 | 15:29 | 62.0               | 56.9               |                     |
| 18-Jun-25 | 15:34 | 62.3               | 57.6               |                     |
| 18-Jun-25 | 15:39 | 62.1               | 56.2               | 61.2                |
| 18-Jun-25 | 15:44 | 63.2               | 57.3               |                     |
| 18-Jun-25 | 15:49 | 62.5               | 56.6               |                     |
| 24-Jun-25 | 8:41  | 63.8               | 57.5               |                     |
| 24-Jun-25 | 8:46  | 62.4               | 56.1               |                     |
| 24-Jun-25 | 8:51  | 62.9               | 57.8               | 61.2                |
| 24-Jun-25 | 8:56  | 62.7               | 55.9               |                     |
| 24-Jun-25 | 9:01  | 63.4               | 57.7               |                     |
| 24-Jun-25 | 9:06  | 62.1               | 55.9               |                     |



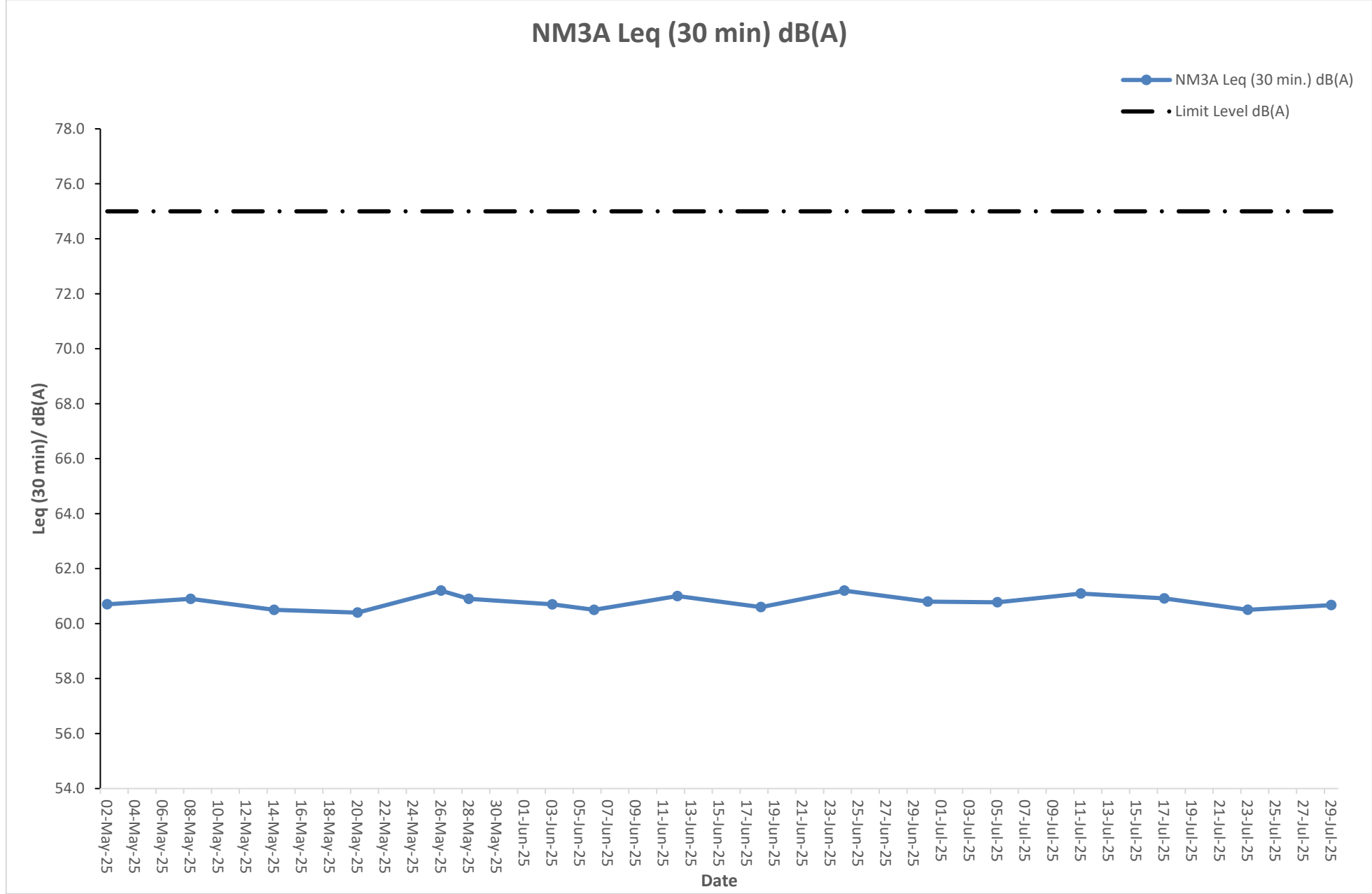
# Noise Monitoring Result at Station NM3A

| Date      | Time  | Measured L10 dB(A) | Measured L90 dB(A) | Leq (30 min.) dB(A) |
|-----------|-------|--------------------|--------------------|---------------------|
| 30-Jun-25 | 15:26 | 63.7               | 57.2               | 60.8                |
| 30-Jun-25 | 15:31 | 61.9               | 56.0               |                     |
| 30-Jun-25 | 15:36 | 62.6               | 57.4               |                     |
| 30-Jun-25 | 15:41 | 63.5               | 56.6               |                     |
| 30-Jun-25 | 15:46 | 63.6               | 56.9               |                     |
| 30-Jun-25 | 15:51 | 63.6               | 56.4               |                     |
| 05-Jul-25 | 8:35  | 62.0               | 56.9               | 60.8                |
| 05-Jul-25 | 8:40  | 63.5               | 56.6               |                     |
| 05-Jul-25 | 8:45  | 63.6               | 57.0               |                     |
| 05-Jul-25 | 8:50  | 63.2               | 57.0               |                     |
| 05-Jul-25 | 8:55  | 62.8               | 56.9               |                     |
| 05-Jul-25 | 9:00  | 62.5               | 56.6               |                     |
| 11-Jul-25 | 15:21 | 63.3               | 55.9               | 61.1                |
| 11-Jul-25 | 15:26 | 61.9               | 57.3               |                     |
| 11-Jul-25 | 15:31 | 63.0               | 56.0               |                     |
| 11-Jul-25 | 15:36 | 62.2               | 57.6               |                     |
| 11-Jul-25 | 15:41 | 62.3               | 56.6               |                     |
| 11-Jul-25 | 15:46 | 62.9               | 56.7               |                     |
| 17-Jul-25 | 8:33  | 62.8               | 56.0               | 60.9                |
| 17-Jul-25 | 8:38  | 62.4               | 56.0               |                     |
| 17-Jul-25 | 8:43  | 63.7               | 57.3               |                     |
| 17-Jul-25 | 8:48  | 62.4               | 56.8               |                     |
| 17-Jul-25 | 8:53  | 63.0               | 57.5               |                     |
| 17-Jul-25 | 8:58  | 63.7               | 55.9               |                     |
| 23-Jul-25 | 15:27 | 63.5               | 56.5               | 60.5                |
| 23-Jul-25 | 15:32 | 62.9               | 55.9               |                     |
| 23-Jul-25 | 15:37 | 63.2               | 56.5               |                     |
| 23-Jul-25 | 15:42 | 63.2               | 56.9               |                     |
| 23-Jul-25 | 15:47 | 62.6               | 57.2               |                     |
| 23-Jul-25 | 15:52 | 63.4               | 57.1               |                     |
| 29-Jul-25 | 8:39  | 62.9               | 57.0               | 60.7                |
| 29-Jul-25 | 8:44  | 63.1               | 56.2               |                     |
| 29-Jul-25 | 8:49  | 62.8               | 57.4               |                     |
| 29-Jul-25 | 8:54  | 63.1               | 57.5               |                     |
| 29-Jul-25 | 8:59  | 63.1               | 56.9               |                     |
| 29-Jul-25 | 9:04  | 62.0               | 56.8               |                     |



The station set-up of a façade measurement at station NM3A.

Graphical Presentation of Noise Monitoring Result at Station NM3A



**Noise Monitoring Result at Station NM4A**

| Date      | Time  | Measured L10 dB(A) | Measured L90 dB(A) | Leq (30 min.) dB(A) |
|-----------|-------|--------------------|--------------------|---------------------|
| 02-May-25 | 10:35 | 59.6               | 56.9               | 58.3                |
| 02-May-25 | 10:40 | 60.3               | 57.0               |                     |
| 02-May-25 | 10:45 | 59.8               | 56.1               |                     |
| 02-May-25 | 10:50 | 59.5               | 55.9               |                     |
| 02-May-25 | 10:55 | 60.3               | 56.9               |                     |
| 02-May-25 | 11:00 | 60.4               | 55.7               | 58.3                |
| 08-May-25 | 15:56 | 59.5               | 57.1               |                     |
| 08-May-25 | 16:01 | 59.9               | 56.9               |                     |
| 08-May-25 | 16:06 | 59.3               | 55.9               |                     |
| 08-May-25 | 16:11 | 59.6               | 55.7               |                     |
| 08-May-25 | 16:16 | 59.4               | 56.0               | 58.3                |
| 08-May-25 | 16:21 | 60.4               | 55.8               |                     |
| 14-May-25 | 10:35 | 59.6               | 56.8               |                     |
| 14-May-25 | 10:40 | 59.7               | 56.8               |                     |
| 14-May-25 | 10:45 | 59.2               | 56.1               |                     |
| 14-May-25 | 10:50 | 59.2               | 55.9               | 58.5                |
| 14-May-25 | 10:55 | 59.2               | 56.4               |                     |
| 14-May-25 | 11:00 | 59.5               | 56.0               |                     |
| 20-May-25 | 16:00 | 59.4               | 56.2               |                     |
| 20-May-25 | 16:05 | 59.6               | 56.1               |                     |
| 20-May-25 | 16:10 | 59.2               | 56.4               | 58.3                |
| 20-May-25 | 16:15 | 59.2               | 57.0               |                     |
| 20-May-25 | 16:20 | 59.8               | 56.3               |                     |
| 20-May-25 | 16:25 | 59.4               | 55.9               |                     |
| 26-May-25 | 10:45 | 59.4               | 56.8               |                     |
| 26-May-25 | 10:50 | 59.3               | 56.7               | 58.4                |
| 26-May-25 | 10:55 | 59.2               | 56.3               |                     |
| 26-May-25 | 11:00 | 60.6               | 55.8               |                     |
| 26-May-25 | 11:05 | 59.6               | 56.1               |                     |
| 26-May-25 | 11:10 | 59.6               | 55.8               |                     |
| 28-May-25 | 16:00 | 60.2               | 56.4               | 58.7                |
| 28-May-25 | 16:05 | 59.3               | 56.8               |                     |
| 28-May-25 | 16:10 | 60.1               | 56.6               |                     |
| 28-May-25 | 16:15 | 60.6               | 56.3               |                     |
| 28-May-25 | 16:20 | 59.6               | 57.0               |                     |
| 28-May-25 | 16:25 | 60.6               | 56.0               | 58.6                |
| 03-Jun-25 | 10:38 | 60.6               | 56.0               |                     |
| 03-Jun-25 | 10:43 | 59.8               | 56.1               |                     |
| 03-Jun-25 | 10:48 | 59.7               | 57.1               |                     |
| 03-Jun-25 | 10:53 | 60.2               | 56.7               |                     |
| 03-Jun-25 | 10:58 | 60.1               | 57.0               | 58.3                |
| 03-Jun-25 | 11:03 | 59.9               | 56.4               |                     |
| 06-Jun-25 | 15:58 | 60.6               | 56.3               |                     |
| 06-Jun-25 | 16:03 | 60.3               | 55.8               |                     |
| 06-Jun-25 | 16:08 | 59.9               | 56.0               |                     |
| 06-Jun-25 | 16:13 | 60.3               | 55.7               | 58.4                |
| 06-Jun-25 | 16:18 | 59.3               | 55.7               |                     |
| 06-Jun-25 | 16:23 | 60.4               | 55.8               |                     |
| 12-Jun-25 | 10:40 | 59.8               | 56.4               |                     |
| 12-Jun-25 | 10:45 | 60.1               | 56.2               |                     |
| 12-Jun-25 | 10:50 | 60.4               | 56.4               | 58.2                |
| 12-Jun-25 | 10:55 | 60.1               | 55.8               |                     |
| 12-Jun-25 | 11:00 | 59.8               | 56.9               |                     |
| 12-Jun-25 | 11:05 | 60.4               | 56.9               |                     |
| 18-Jun-25 | 15:59 | 60.6               | 56.1               |                     |
| 18-Jun-25 | 16:04 | 59.5               | 57.0               | 58.4                |
| 18-Jun-25 | 16:09 | 59.2               | 55.8               |                     |
| 18-Jun-25 | 16:14 | 60.0               | 57.1               |                     |
| 18-Jun-25 | 16:19 | 60.1               | 56.1               |                     |
| 18-Jun-25 | 16:24 | 60.6               | 55.9               | 58.2                |
| 24-Jun-25 | 10:46 | 60.0               | 57.0               |                     |
| 24-Jun-25 | 10:51 | 59.7               | 56.9               |                     |
| 24-Jun-25 | 10:56 | 59.8               | 56.1               |                     |
| 24-Jun-25 | 11:01 | 59.6               | 57.1               |                     |
| 24-Jun-25 | 11:06 | 59.5               | 56.4               |                     |
| 24-Jun-25 | 11:11 | 60.3               | 56.4               |                     |

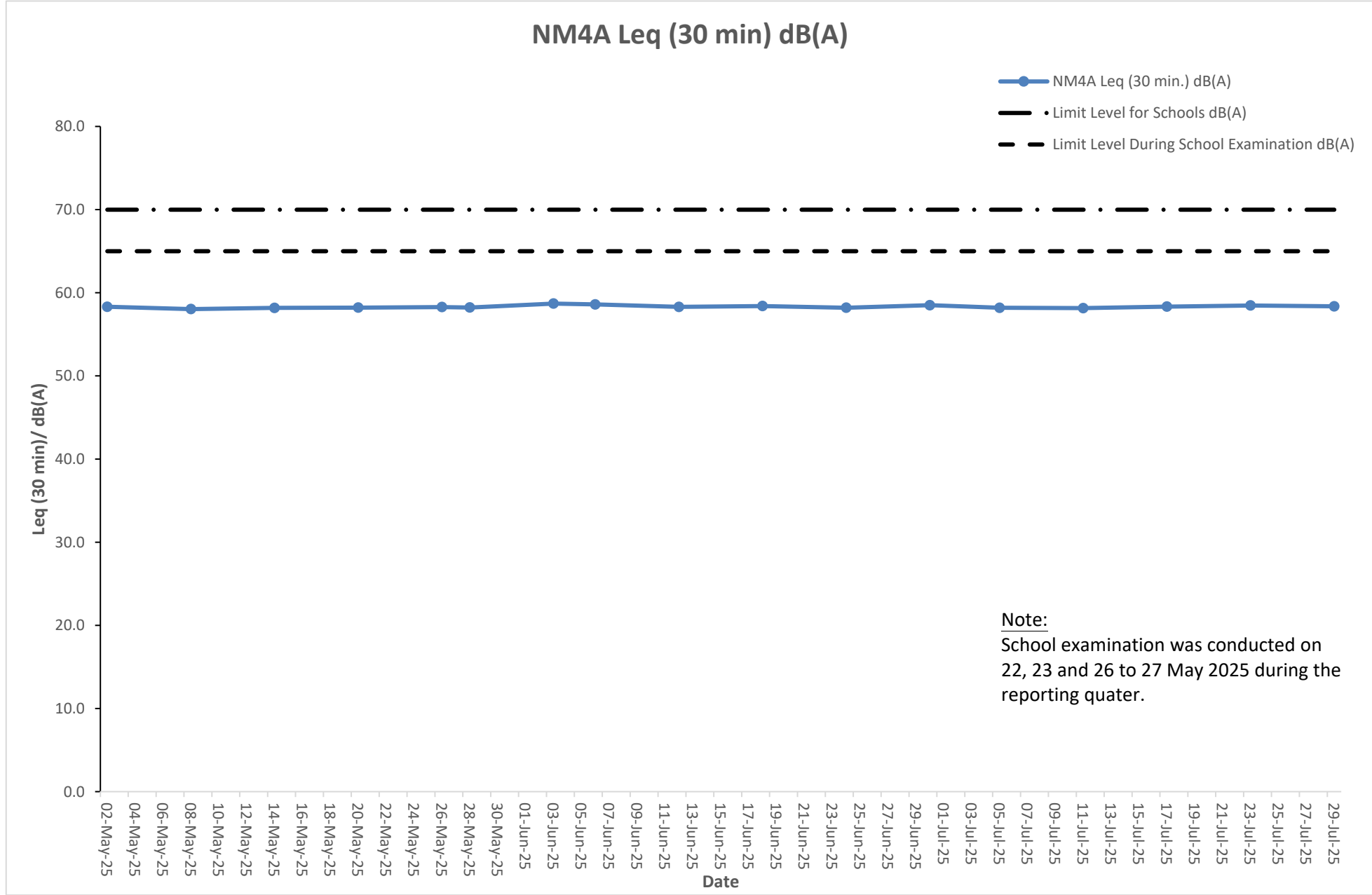
# Noise Monitoring Result at Station NM4A

| Date      | Time  | Measured L10 dB(A) | Measured L90 dB(A) | Leq (30 min.) dB(A) |
|-----------|-------|--------------------|--------------------|---------------------|
| 30-Jun-25 | 16:01 | 60.4               | 57.1               | 58.5                |
| 30-Jun-25 | 16:06 | 60.3               | 56.0               |                     |
| 30-Jun-25 | 16:11 | 60.4               | 56.1               |                     |
| 30-Jun-25 | 16:16 | 60.5               | 56.5               |                     |
| 30-Jun-25 | 16:21 | 60.3               | 56.8               |                     |
| 30-Jun-25 | 16:26 | 59.5               | 57.0               |                     |
| 05-Jul-25 | 10:40 | 59.9               | 56.1               | 58.2                |
| 05-Jul-25 | 10:45 | 59.4               | 56.8               |                     |
| 05-Jul-25 | 10:50 | 59.2               | 56.9               |                     |
| 05-Jul-25 | 10:55 | 59.3               | 56.8               |                     |
| 05-Jul-25 | 11:00 | 60.0               | 57.1               |                     |
| 05-Jul-25 | 11:05 | 59.9               | 56.0               |                     |
| 11-Jul-25 | 15:56 | 59.2               | 56.6               | 58.2                |
| 11-Jul-25 | 16:01 | 59.9               | 55.9               |                     |
| 11-Jul-25 | 16:06 | 59.8               | 56.5               |                     |
| 11-Jul-25 | 16:11 | 59.3               | 56.6               |                     |
| 11-Jul-25 | 16:16 | 59.5               | 56.0               |                     |
| 11-Jul-25 | 16:21 | 59.2               | 56.6               |                     |
| 17-Jul-25 | 10:38 | 60.6               | 56.6               | 58.3                |
| 17-Jul-25 | 10:43 | 60.2               | 56.0               |                     |
| 17-Jul-25 | 10:48 | 60.6               | 55.9               |                     |
| 17-Jul-25 | 10:53 | 60.3               | 55.9               |                     |
| 17-Jul-25 | 10:58 | 60.4               | 56.0               |                     |
| 17-Jul-25 | 11:03 | 59.8               | 55.7               |                     |
| 23-Jul-25 | 16:02 | 59.2               | 56.1               | 58.5                |
| 23-Jul-25 | 16:07 | 59.5               | 57.0               |                     |
| 23-Jul-25 | 16:12 | 59.3               | 56.7               |                     |
| 23-Jul-25 | 16:17 | 59.7               | 57.1               |                     |
| 23-Jul-25 | 16:22 | 59.5               | 56.2               |                     |
| 23-Jul-25 | 16:27 | 59.3               | 56.4               |                     |
| 29-Jul-25 | 10:44 | 59.3               | 55.9               | 58.4                |
| 29-Jul-25 | 10:49 | 59.6               | 56.1               |                     |
| 29-Jul-25 | 10:54 | 60.1               | 56.5               |                     |
| 29-Jul-25 | 10:59 | 60.2               | 56.3               |                     |
| 29-Jul-25 | 11:04 | 60.5               | 55.9               |                     |
| 29-Jul-25 | 11:09 | 59.7               | 56.5               |                     |



The station set-up of a façade measurement at station NM4A.

Graphical Presentation of Noise Monitoring Result at Station NM4A



**Noise Monitoring Result at Station NM5A**

| Date      | Time  | Measured L10 dB(A) | Measured L90 dB(A) | Leq (30 min.) dB(A) | Leq (30 min.) +3 dB(A) |
|-----------|-------|--------------------|--------------------|---------------------|------------------------|
| 02-May-25 | 7:50  | 61.5               | 57.8               | 60.4                | 63.4                   |
| 02-May-25 | 7:55  | 62.3               | 57.4               |                     |                        |
| 02-May-25 | 8:00  | 61.5               | 58.5               |                     |                        |
| 02-May-25 | 8:05  | 61.6               | 57.6               |                     |                        |
| 02-May-25 | 8:10  | 62.6               | 57.8               |                     |                        |
| 02-May-25 | 8:15  | 61.4               | 57.5               | 60.1                | 63.1                   |
| 08-May-25 | 14:40 | 62.0               | 58.8               |                     |                        |
| 08-May-25 | 14:45 | 62.6               | 57.8               |                     |                        |
| 08-May-25 | 14:50 | 62.1               | 57.8               |                     |                        |
| 08-May-25 | 14:55 | 62.4               | 57.8               |                     |                        |
| 08-May-25 | 15:00 | 61.5               | 59.0               | 60.5                | 63.5                   |
| 08-May-25 | 15:05 | 62.1               | 58.3               |                     |                        |
| 14-May-25 | 7:50  | 62.3               | 58.3               |                     |                        |
| 14-May-25 | 7:55  | 62.3               | 58.4               |                     |                        |
| 14-May-25 | 8:00  | 61.5               | 59.2               |                     |                        |
| 14-May-25 | 8:05  | 62.8               | 57.7               | 60.7                | 63.7                   |
| 14-May-25 | 8:10  | 62.2               | 58.7               |                     |                        |
| 14-May-25 | 8:15  | 62.4               | 59.1               |                     |                        |
| 20-May-25 | 14:38 | 61.5               | 59.3               |                     |                        |
| 20-May-25 | 14:52 | 61.4               | 58.5               |                     |                        |
| 20-May-25 | 14:57 | 61.6               | 58.7               | 60.8                | 63.8                   |
| 20-May-25 | 15:02 | 61.4               | 58.5               |                     |                        |
| 20-May-25 | 15:07 | 62.3               | 58.2               |                     |                        |
| 20-May-25 | 15:12 | 61.7               | 58.2               |                     |                        |
| 26-May-25 | 7:51  | 62.2               | 59.1               |                     |                        |
| 26-May-25 | 8:05  | 62.1               | 57.6               | 60.3                | 63.3                   |
| 26-May-25 | 8:10  | 62.0               | 58.9               |                     |                        |
| 26-May-25 | 8:15  | 61.7               | 58.1               |                     |                        |
| 26-May-25 | 8:20  | 62.5               | 58.6               |                     |                        |
| 26-May-25 | 8:25  | 61.9               | 57.8               |                     |                        |
| 28-May-25 | 14:38 | 61.6               | 59.0               | 60.8                | 63.8                   |
| 28-May-25 | 14:52 | 62.2               | 58.9               |                     |                        |
| 28-May-25 | 14:57 | 62.8               | 59.2               |                     |                        |
| 28-May-25 | 15:02 | 62.3               | 58.5               |                     |                        |
| 28-May-25 | 15:07 | 61.7               | 57.5               |                     |                        |
| 03-Jun-25 | 7:53  | 62.1               | 58.4               | 60.3                | 63.3                   |
| 03-Jun-25 | 7:58  | 62.8               | 59.2               |                     |                        |
| 03-Jun-25 | 8:03  | 62.0               | 57.4               |                     |                        |
| 03-Jun-25 | 8:08  | 61.5               | 57.9               |                     |                        |
| 03-Jun-25 | 8:13  | 61.9               | 58.1               |                     |                        |
| 03-Jun-25 | 8:18  | 62.6               | 57.7               | 60.3                | 63.3                   |
| 06-Jun-25 | 14:42 | 62.5               | 58.3               |                     |                        |
| 06-Jun-25 | 14:47 | 62.5               | 57.4               |                     |                        |
| 06-Jun-25 | 14:52 | 62.7               | 58.5               |                     |                        |
| 06-Jun-25 | 14:57 | 62.5               | 58.8               |                     |                        |
| 06-Jun-25 | 15:02 | 62.1               | 58.1               | 60.4                | 63.4                   |
| 06-Jun-25 | 15:07 | 61.5               | 58.7               |                     |                        |
| 12-Jun-25 | 7:55  | 62.6               | 57.5               |                     |                        |
| 12-Jun-25 | 8:00  | 62.8               | 58.7               |                     |                        |
| 12-Jun-25 | 8:05  | 62.6               | 58.7               |                     |                        |
| 12-Jun-25 | 8:10  | 62.5               | 58.0               | 60.3                | 63.3                   |
| 12-Jun-25 | 8:15  | 62.2               | 59.3               |                     |                        |
| 12-Jun-25 | 8:20  | 62.0               | 57.5               |                     |                        |
| 18-Jun-25 | 14:37 | 62.3               | 57.6               |                     |                        |
| 18-Jun-25 | 14:51 | 62.3               | 59.0               |                     |                        |
| 18-Jun-25 | 14:56 | 62.2               | 58.8               | 60.5                | 63.5                   |
| 18-Jun-25 | 15:01 | 61.5               | 58.4               |                     |                        |
| 18-Jun-25 | 15:06 | 61.6               | 58.5               |                     |                        |
| 18-Jun-25 | 15:11 | 62.0               | 59.1               |                     |                        |
| 24-Jun-25 | 7:52  | 62.1               | 57.7               |                     |                        |
| 24-Jun-25 | 8:06  | 62.2               | 59.0               | 60.5                | 63.5                   |
| 24-Jun-25 | 8:11  | 62.1               | 57.4               |                     |                        |
| 24-Jun-25 | 8:16  | 62.5               | 59.2               |                     |                        |
| 24-Jun-25 | 8:21  | 61.7               | 58.1               |                     |                        |
| 24-Jun-25 | 8:26  | 61.7               | 57.6               |                     |                        |

# Noise Monitoring Result at Station NM5A

| Date      | Time  | Measured L10 dB(A) | Measured L90 dB(A) | Leq (30 min.) dB(A) | Leq (30 min.) +3 dB(A) |
|-----------|-------|--------------------|--------------------|---------------------|------------------------|
| 30-Jun-25 | 14:39 | 61.7               | 57.8               | 60.3                | 63.3                   |
| 30-Jun-25 | 14:53 | 62.8               | 58.5               |                     |                        |
| 30-Jun-25 | 14:58 | 62.5               | 57.8               |                     |                        |
| 30-Jun-25 | 15:03 | 61.9               | 58.1               |                     |                        |
| 30-Jun-25 | 15:08 | 62.2               | 58.3               |                     |                        |
| 30-Jun-25 | 15:13 | 62.7               | 58.0               | 60.5                | 63.5                   |
| 05-Jul-25 | 7:55  | 62.6               | 58.2               |                     |                        |
| 05-Jul-25 | 8:00  | 61.7               | 58.3               |                     |                        |
| 05-Jul-25 | 8:05  | 61.8               | 58.7               |                     |                        |
| 05-Jul-25 | 8:10  | 62.0               | 57.8               |                     |                        |
| 05-Jul-25 | 8:15  | 61.7               | 57.8               | 60.7                | 63.7                   |
| 05-Jul-25 | 8:20  | 61.7               | 57.8               |                     |                        |
| 11-Jul-25 | 14:40 | 62.0               | 57.9               |                     |                        |
| 11-Jul-25 | 14:45 | 61.4               | 58.8               |                     |                        |
| 11-Jul-25 | 14:50 | 61.7               | 57.8               |                     |                        |
| 11-Jul-25 | 14:55 | 61.9               | 57.5               | 60.6                | 63.6                   |
| 11-Jul-25 | 15:00 | 62.2               | 57.6               |                     |                        |
| 11-Jul-25 | 15:05 | 62.6               | 58.5               |                     |                        |
| 17-Jul-25 | 7:53  | 61.9               | 57.7               |                     |                        |
| 17-Jul-25 | 7:58  | 61.8               | 59.0               |                     |                        |
| 17-Jul-25 | 8:03  | 62.6               | 58.5               | 60.6                | 63.6                   |
| 17-Jul-25 | 8:08  | 62.5               | 57.9               |                     |                        |
| 17-Jul-25 | 8:13  | 61.7               | 58.6               |                     |                        |
| 17-Jul-25 | 8:18  | 62.5               | 58.2               |                     |                        |
| 23-Jul-25 | 14:40 | 62.5               | 58.3               | 60.6                | 63.6                   |
| 23-Jul-25 | 14:54 | 62.0               | 58.2               |                     |                        |
| 23-Jul-25 | 14:59 | 61.4               | 57.6               |                     |                        |
| 23-Jul-25 | 15:04 | 61.4               | 58.0               |                     |                        |
| 23-Jul-25 | 15:09 | 62.8               | 58.1               | 60.9                | 63.9                   |
| 23-Jul-25 | 15:14 | 61.9               | 58.6               |                     |                        |
| 29-Jul-25 | 7:50  | 62.3               | 58.9               |                     |                        |
| 29-Jul-25 | 8:04  | 62.3               | 59.2               |                     |                        |
| 29-Jul-25 | 8:09  | 62.6               | 58.1               |                     |                        |
| 29-Jul-25 | 8:14  | 61.5               | 58.8               | 60.9                | 63.9                   |
| 29-Jul-25 | 8:19  | 62.7               | 59.0               |                     |                        |
| 29-Jul-25 | 8:24  | 62.5               | 58.8               |                     |                        |

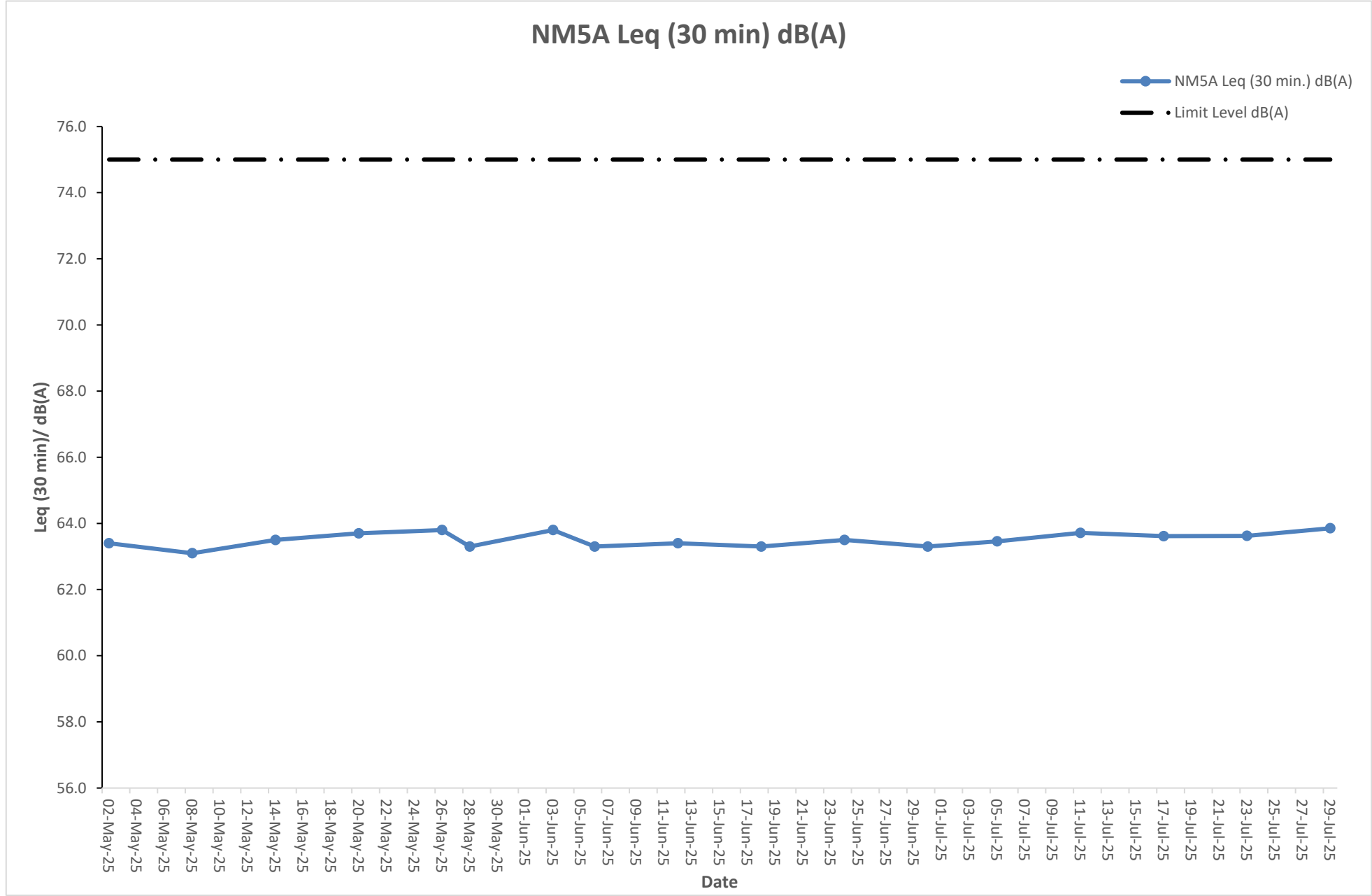
## Remarks:

+3dB(A) correction was applied to free-field measurement.



The station set-up of a free-field measurement at station NM5A.

Graphical Presentation of Noise Monitoring Result at Station NM5A





Graphical Presentation of Noise Monitoring Result at Station NM4A

