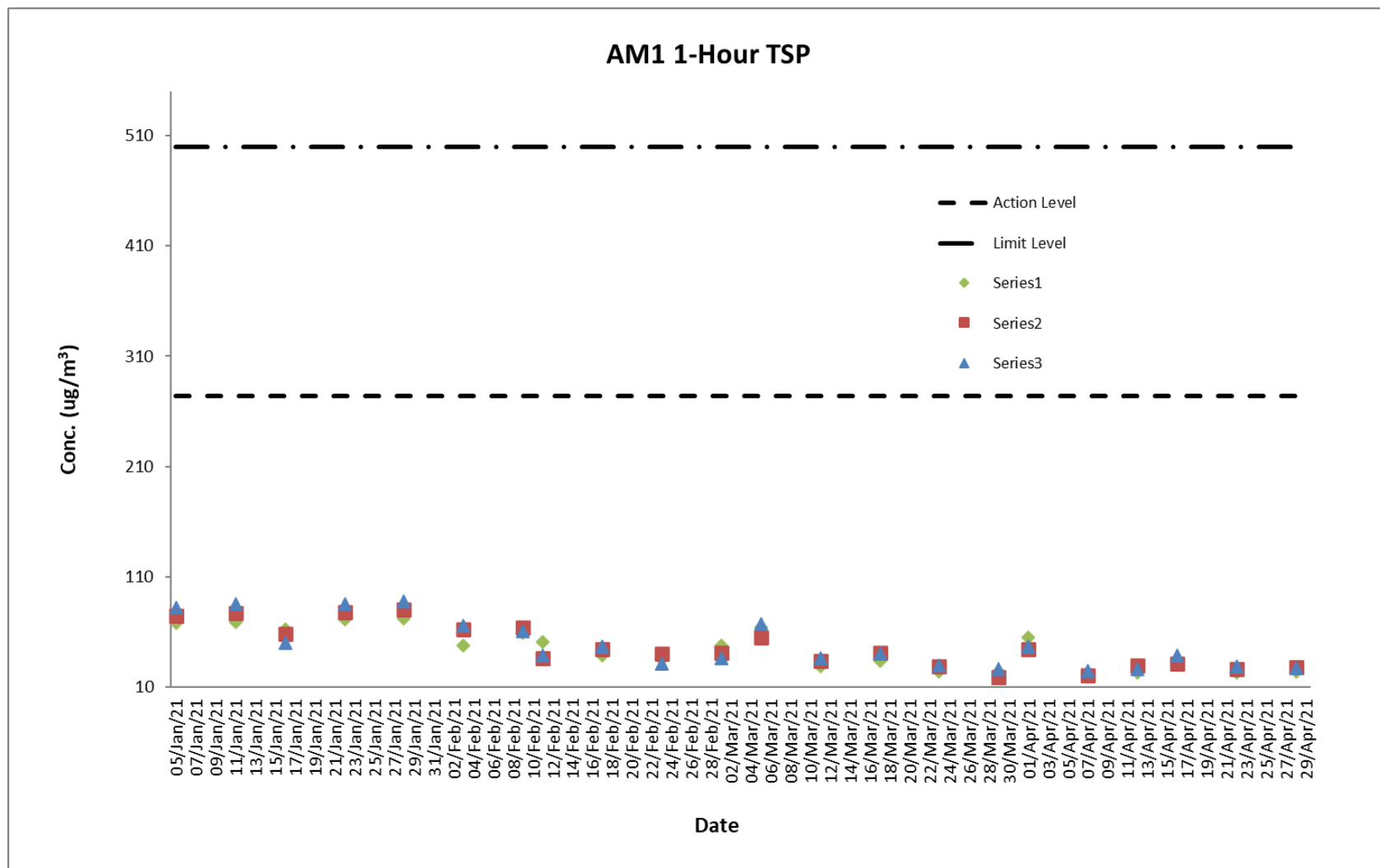


Air Quality Monitoring Result at Station AM1 (1-hour TSP)

Date	Weather Condition	Time	Conc. ($\mu\text{g}/\text{m}^3$)			Action Level ($\mu\text{g}/\text{m}^3$)	Limit Level ($\mu\text{g}/\text{m}^3$)
			1 st Hour	2 nd Hour	3 rd Hour		
03-Feb-21	Sunny	8:23 - 11:23	48	62	66	273.7	500
09-Feb-21	Cloudy	8:22 - 11:22	59	64	61	273.7	500
11-Feb-21	Cloudy	8:32 - 11:32	51	36	39	273.7	500
17-Feb-21	Sunny	8:22 - 11:22	39	44	47	273.7	500
23-Feb-21	Sunny	8:22 - 11:22	35	40	31	273.7	500
01-Mar-21	Fine	8:22 - 11:22	48	41	36	273.7	500
05-Mar-21	Cloudy	8:22 - 11:22	64	55	67	273.7	500
11-Mar-21	Cloudy	8:27 - 11:27	29	34	36	273.7	500
17-Mar-21	Sunny	8:22 - 11:22	34	41	40	273.7	500
23-Mar-21	Cloudy	8:27 - 11:27	24	29	30	273.7	500
29-Mar-21	Fine	8:32 - 11:32	24	19	26	273.7	500
01-Apr-21	Fine	8:22 - 11:22	55	44	47	273.7	500
07-Apr-21	Cloudy	8:22 - 11:22	19	21	25	273.7	500
12-Apr-21	Cloudy	8:22 - 11:22	23	30	26	273.7	500
16-Apr-21	Cloudy	8:32 - 11:32	32	31	39	273.7	500
22-Apr-21	Sunny	8:32 - 11:32	23	26	29	273.7	500
28-Apr-21	Cloudy	8:22 - 11:22	24	28	27	273.7	500

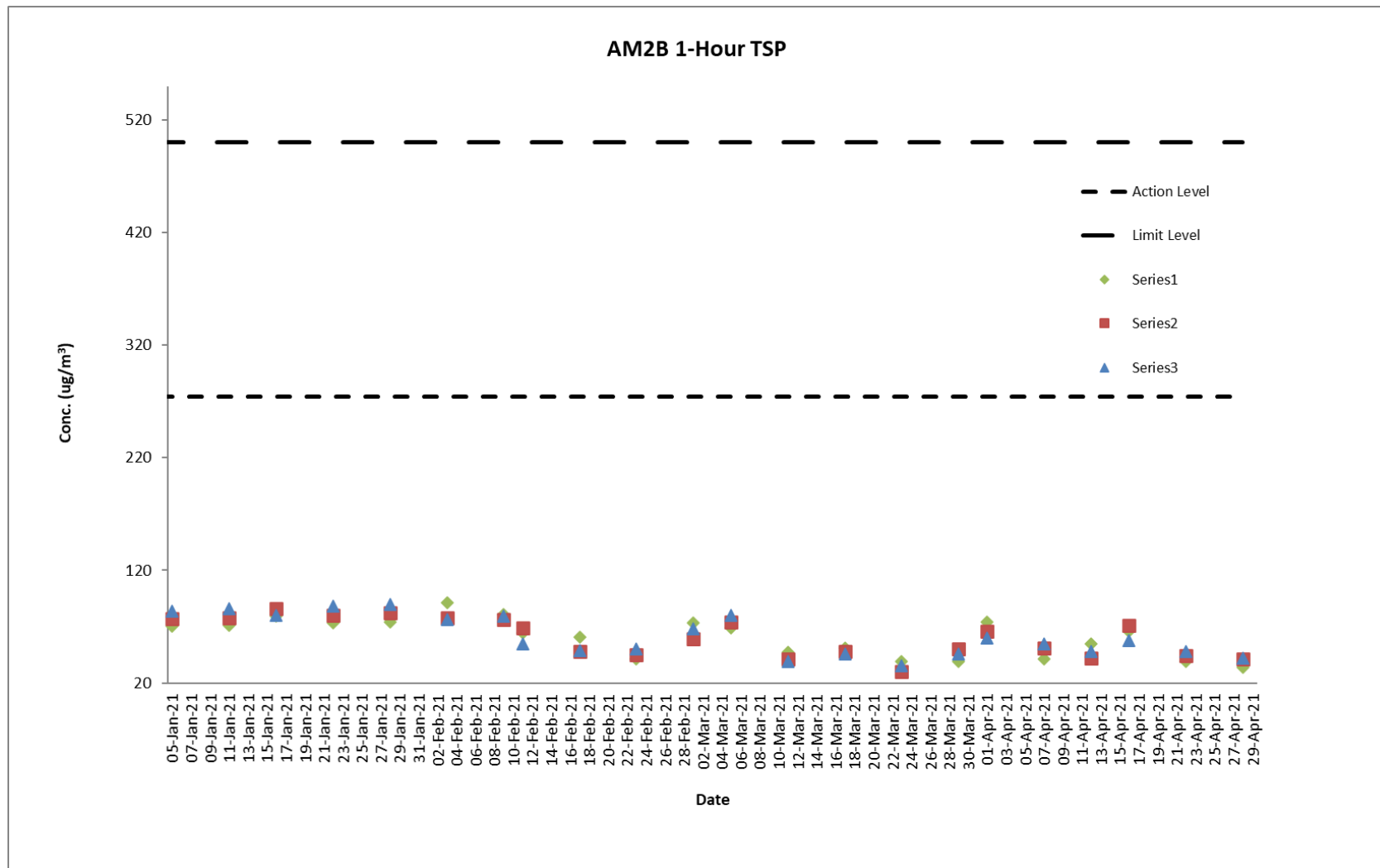
Graphical Presentation of Air Quality Monitoring Result at Station AM1 (1-hour TSP)



Air Quality Monitoring Result at Station AM2B (1-hour TSP)

Date	Weather Condition	Time	Conc. ($\mu\text{g}/\text{m}^3$)			Action Level ($\mu\text{g}/\text{m}^3$)	Limit Level ($\mu\text{g}/\text{m}^3$)
			1 st Hour	2 nd Hour	3 rd Hour		
03-Feb-21	Sunny	8:46 - 11:46	91	78	76	274.2	500
09-Feb-21	Cloudy	8:42 - 11:42	81	76	79	274.2	500
11-Feb-21	Cloudy	8:53 - 11:53	64	69	55	274.2	500
17-Feb-21	Sunny	8:38 - 11:38	61	48	49	274.2	500
23-Feb-21	Sunny	8:42 - 11:42	41	45	50	274.2	500
01-Mar-21	Fine	8:45 - 11:45	73	59	68	274.2	500
05-Mar-21	Cloudy	8:42 - 11:42	69	74	80	274.2	500
11-Mar-21	Cloudy	8:46 - 11:46	47	41	39	274.2	500
17-Mar-21	Sunny	8:42 - 11:42	51	48	46	274.2	500
23-Mar-21	Cloudy	8:50 - 11:50	39	30	35	274.2	500
29-Mar-21	Fine	8:52 - 11:52	39	50	46	274.2	500
01-Apr-21	Fine	8:46 - 11:46	74	66	60	274.2	500
07-Apr-21	Cloudy	8:43 - 11:43	41	51	55	274.2	500
12-Apr-21	Cloudy	8:42 - 11:42	55	42	48	274.2	500
16-Apr-21	Cloudy	8:52 - 11:52	66	71	58	274.2	500
22-Apr-21	Sunny	8:50 - 11:50	39	44	48	274.2	500
28-Apr-21	Cloudy	8:42 - 11:42	34	41	42	274.2	500

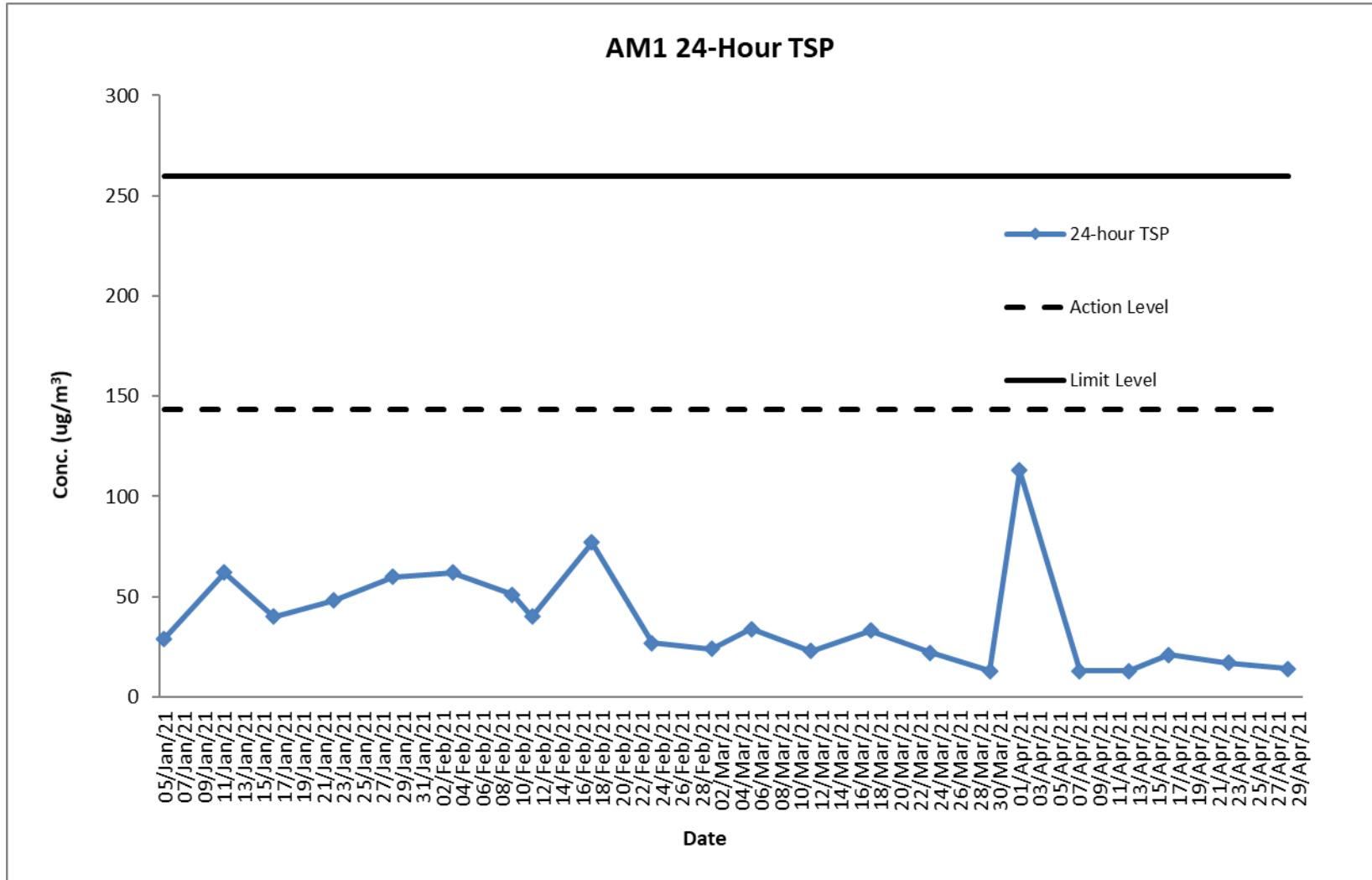
Graphical Presentation of Air Quality Monitoring Result at Station AM2B (1-hour TSP)



Air Quality Monitoring Result at Station AM1 (24-hour TSP)

Start		Finish		Filter Weight (g)		Reading		Sampling Time (hrs)	Flow Rate (m ³ /min)			Conc. (µg/m ³)	Weather Condition	Action Level	Limit Level
Date	Time	Date	Time	Initial	Final	Initial	Final		Initial	Final	Average				
03-Feb-21	08:20	04-Feb-21	08:20	2.6701	2.7829	22904.38	22928.38	24	1.26	1.26	1.26	62	Sunny	143.6	260
09-Feb-21	08:20	10-Feb-21	08:20	2.6828	2.7762	22928.38	22952.38	24	1.26	1.26	1.26	51	Cloudy	143.6	260
11-Feb-21	08:30	12-Feb-21	08:30	2.6967	2.7692	22952.38	22976.38	24	1.26	1.26	1.26	40	Cloudy	143.6	260
17-Feb-21	08:20	18-Feb-21	08:20	2.681	2.8205	22976.38	23000.38	24	1.26	1.26	1.26	77	Sunny	143.6	260
23-Feb-21	08:20	24-Feb-21	08:20	2.6778	2.7265	23000.38	23024.38	24	1.26	1.26	1.26	27	Sunny	143.6	260
01-Mar-21	08:20	02-Mar-21	08:20	2.6587	2.7014	23024.38	23048.38	24	1.26	1.26	1.26	24	Fine	143.6	260
05-Mar-21	08:20	06-Mar-21	08:20	2.6606	2.7224	23048.38	23072.38	24	1.26	1.26	1.26	34	Cloudy	143.6	260
11-Mar-21	08:25	12-Mar-21	08:25	2.6643	2.7064	23072.38	23096.38	24	1.26	1.26	1.26	23	Cloudy	143.6	260
17-Mar-21	08:20	18-Mar-21	08:20	2.6746	2.7351	23096.38	23120.38	24	1.26	1.26	1.26	33	Sunny	143.6	260
23-Mar-21	08:25	24-Mar-21	08:25	2.6786	2.7176	23120.38	23144.38	24	1.23	1.23	1.23	22	Cloudy	143.6	260
29-Mar-21	08:30	30-Mar-21	08:30	2.6729	2.6958	23144.38	23168.38	24	1.23	1.23	1.23	13	Fine	143.6	260
01-Apr-21	08:20	02-Apr-21	08:20	2.6687	2.8693	23168.38	23192.38	24	1.23	1.23	1.23	113	Fine	143.6	260
07-Apr-21	08:20	08-Apr-21	08:20	2.6653	2.6878	23192.38	23216.38	24	1.23	1.23	1.23	13	Cloudy	143.6	260
12-Apr-21	08:20	13-Apr-21	08:20	2.6722	2.6957	23216.38	23240.38	24	1.23	1.23	1.23	13	Cloudy	143.6	260
16-Apr-21	08:30	17-Apr-21	08:30	2.6783	2.7163	23240.38	23264.38	24	1.23	1.23	1.23	21	Cloudy	143.6	260
22-Apr-21	08:30	23-Apr-21	08:30	2.6770	2.7066	23264.38	23288.38	24	1.23	1.23	1.23	17	Sunny	143.6	260
28-Apr-21	08:20	29-Apr-21	08:20	2.6649	2.6892	23288.38	23312.38	24	1.23	1.23	1.23	14	Cloudy	143.6	260

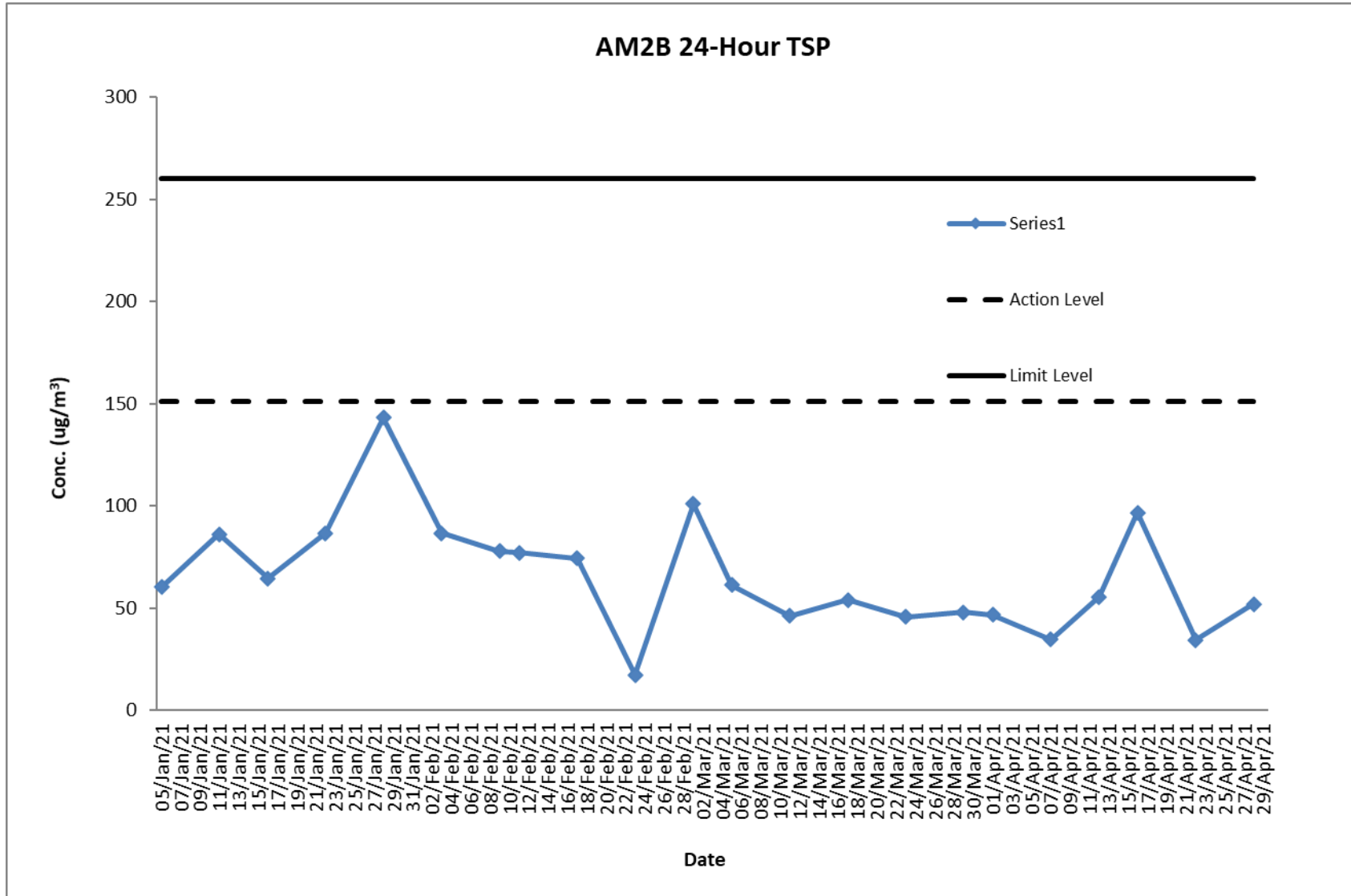
Graphical Presentation of Air Quality Monitoring Result at Station AM1 (24-hour TSP)



Air Quality Monitoring Result at Station AM2B (24-hour TSP)

Start		Finish		Filter Weight (g)		Reading		Sampling Time (hrs)	Flow Rate (m ³ /min)			Conc. (µg/m ³)	Weather Condition	Action Level	Limit Level
Date	Time	Date	Time	Initial	Final	Initial	Final		Initial	Final	Average				
03-Feb-21	08:40	04-Feb-21	08:40	2.6685	2.8206	22459.05	22483.05	24	1.22	1.22	1.22	87	Sunny	151.1	260
09-Feb-21	08:20	10-Feb-21	08:20	2.6975	2.8342	22483.05	22507.05	24	1.22	1.22	1.22	78	Cloudy	151.1	260
11-Feb-21	08:46	12-Feb-21	08:46	2.6974	2.8328	22507.05	22531.05	24	1.22	1.22	1.22	77	Cloudy	151.1	260
17-Feb-21	08:36	18-Feb-21	08:36	2.6810	2.8115	22531.05	22555.05	24	1.22	1.22	1.22	74	Sunny	151.1	260
23-Feb-21	08:36	24-Feb-21	08:36	2.6622	2.6927	22555.05	22579.05	24	1.22	1.22	1.22	17	Sunny	151.1	260
01-Mar-21	08:36	02-Mar-21	08:36	2.6570	2.8343	22579.05	22603.05	24	1.22	1.22	1.22	101	Fine	151.1	260
05-Mar-21	08:36	06-Mar-21	08:36	2.6698	2.7774	22603.05	22627.05	24	1.22	1.22	1.22	61	Cloudy	151.1	260
11-Mar-21	08:40	12-Mar-21	08:40	2.6772	2.7585	22627.05	22651.05	24	1.22	1.22	1.22	46	Cloudy	151.1	260
17-Mar-21	08:36	18-Mar-21	08:36	2.6712	2.7660	22651.05	22675.05	24	1.22	1.22	1.22	54	Sunny	151.1	260
23-Mar-21	08:43	24-Mar-21	08:43	2.6753	2.7530	22675.05	22699.05	24	1.18	1.18	1.18	46	Cloudy	151.1	260
29-Mar-21	08:46	30-Mar-21	08:46	2.6669	2.7482	22699.05	22723.05	24	1.18	1.18	1.18	48	Fine	151.1	260
01-Apr-21	08:36	02-Apr-21	08:36	2.6725	2.7516	22723.05	22747.05	24	1.18	1.18	1.18	47	Fine	151.1	260
07-Apr-21	08:36	08-Apr-21	08:36	2.6617	2.7204	22747.05	22771.05	24	1.18	1.18	1.18	35	Cloudy	151.1	260
12-Apr-21	08:38	13-Apr-21	08:38	2.6725	2.7669	22771.05	22795.05	24	1.18	1.18	1.18	56	Cloudy	151.1	260
16-Apr-21	08:46	17-Apr-21	08:46	2.6794	2.8436	22795.05	22819.05	24	1.18	1.18	1.18	97	Cloudy	151.1	260
22-Apr-21	08:44	23-Apr-21	08:44	2.6829	2.7414	22819.05	22843.05	24	1.18	1.18	1.18	34	Sunny	151.1	260
28-Apr-21	08:35	29-Apr-21	08:35	2.6764	2.7646	22843.05	22867.05	24	1.18	1.18	1.18	52	Cloudy	151.1	260

Graphical Presentation of Air Quality Monitoring Result at Station AM2B (24-hour TSP)



Noise Monitoring Result at Station NM1A

Date	Time	Measured L10 dB(A)	Measured L90 dB(A)	Leq (30 min.) dB(A)
03-Feb-21	09:30	66.2	62.3	69
03-Feb-21	09:35	66.2	62.4	
03-Feb-21	09:40	67.7	63.8	
03-Feb-21	09:45	67.6	63.3	
03-Feb-21	09:50	68.4	64.1	
03-Feb-21	09:55	67.6	63.4	
09-Feb-21	09:24	66.5	62.1	68
09-Feb-21	09:29	67.1	63.6	
09-Feb-21	09:34	66.3	62.5	
09-Feb-21	09:39	66.3	62.4	
09-Feb-21	09:44	67.5	63.4	
09-Feb-21	09:49	68.0	64.7	
17-Feb-21	09:25	68.3	64.1	69
17-Feb-21	09:30	66.3	62.4	
17-Feb-21	09:35	67.1	63.8	
17-Feb-21	09:40	67.6	63.7	
17-Feb-21	09:45	68.4	64.1	
17-Feb-21	09:50	66.0	62.3	
23-Feb-21	09:25	66.4	62.7	68
23-Feb-21	09:30	67.1	63.6	
23-Feb-21	09:35	68.4	64.6	
23-Feb-21	09:40	66.3	62.1	
23-Feb-21	09:45	67.4	63.7	
23-Feb-21	09:50	68.5	64.9	
01-Mar-21	09:28	66.6	62.9	68
01-Mar-21	09:33	65.1	61.7	
01-Mar-21	09:38	67.8	63.7	
01-Mar-21	09:43	67.3	63.4	
01-Mar-21	09:48	68.7	64.6	
01-Mar-21	09:53	66.5	62.6	
11-Mar-21	09:30	66.4	62.3	68
11-Mar-21	09:35	67.0	63.9	
11-Mar-21	09:40	66.1	62.3	
11-Mar-21	09:45	66.2	62.8	
11-Mar-21	09:50	67.5	63.1	
11-Mar-21	09:55	67.6	63.5	
17-Mar-21	09:25	66.0	62.4	68
17-Mar-21	09:30	65.5	61.6	
17-Mar-21	09:35	67.3	63.7	
17-Mar-21	09:40	68.1	64.2	
17-Mar-21	09:45	66.0	62.9	
17-Mar-21	09:50	66.8	62.3	
23-Mar-21	09:33	66.9	62.3	68
23-Mar-21	09:38	68.2	64.7	
23-Mar-21	09:43	67.0	63.4	
23-Mar-21	09:48	66.5	62.6	
23-Mar-21	09:53	66.5	62.6	
23-Mar-21	09:58	68.6	64.9	

29-Mar-21	09:31	66.4	62.6	68
29-Mar-21	09:36	67.0	63.2	
29-Mar-21	09:41	68.2	64.5	
29-Mar-21	09:46	66.2	62.4	
29-Mar-21	09:51	66.6	62.9	
29-Mar-21	09:56	66.7	62.5	
07-Apr-21	09:26	65.4	61.7	67
07-Apr-21	09:31	66.0	62.4	
07-Apr-21	09:36	66.3	62.5	
07-Apr-21	09:41	67.3	63.1	
07-Apr-21	09:46	65.2	61.8	
07-Apr-21	09:51	66.4	62.7	
12-Apr-21	09:24	67.4	63.5	68
12-Apr-21	09:29	66.0	62.5	
12-Apr-21	09:34	66.4	62.7	
12-Apr-21	09:39	67.2	63.6	
12-Apr-21	09:44	66.7	62.6	
12-Apr-21	09:49	66.4	62.8	
22-Apr-21	08:56	66.0	62.2	69
22-Apr-21	09:01	67.2	63.3	
22-Apr-21	09:06	68.3	64.9	
22-Apr-21	09:11	68.4	64.5	
22-Apr-21	09:16	67.4	63.2	
22-Apr-21	09:21	67.7	63.6	
28-Apr-21	09:25	67.4	63.3	69
28-Apr-21	09:30	68.6	64.2	
28-Apr-21	09:35	68.7	64.5	
28-Apr-21	09:40	67.7	63.0	
28-Apr-21	09:45	67.8	63.1	
28-Apr-21	09:50	66.3	62.9	

Remarks:

+3dB (A) correction was applied to free-field measurement.



The station set-up of a free-field measurement at Station NM1A.

Graphical Presentation Noise Monitoring Result at Station NM1A

