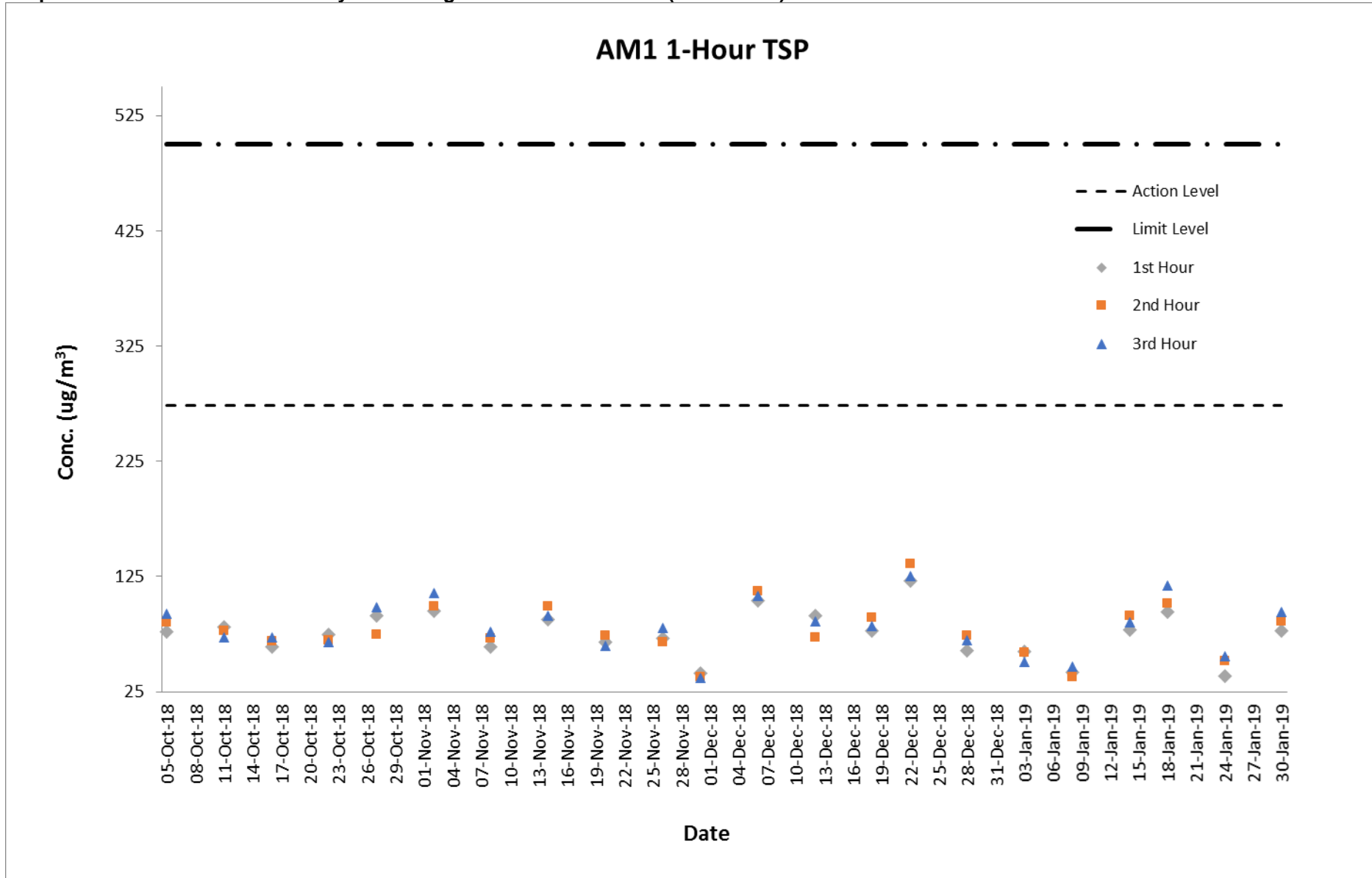


Air Quality Monitoring Result at Station AM1 (1-hour TSP)

| Date | Weather Condition | Time | Conc. ($\mu\text{g}/\text{m}^3$) | | | Action Level ($\mu\text{g}/\text{m}^3$) | Limit Level ($\mu\text{g}/\text{m}^3$) |
|-----------|-------------------|--------------|------------------------------------|----------------------|----------------------|---|--|
| | | | 1 st Hour | 2 nd Hour | 3 rd Hour | | |
| 02-Nov-18 | Cloudy | 8:04 - 11:04 | 95 | 99 | 111 | 273.7 | 500 |
| 08-Nov-18 | Fine | 7:58 - 10:58 | 64 | 71 | 77 | 273.7 | 500 |
| 14-Nov-18 | Fine | 7:50 - 10:50 | 88 | 99 | 91 | 273.7 | 500 |
| 20-Nov-18 | Cloudy | 7:50 - 10:50 | 68 | 74 | 65 | 273.7 | 500 |
| 26-Nov-18 | Cloudy | 7:52 - 10:52 | 71 | 68 | 80 | 273.7 | 500 |
| 30-Nov-18 | Sunny | 8:02 - 11:02 | 41 | 38 | 37 | 273.7 | 500 |
| 06-Dec-18 | Cloudy | 8:03 - 11:03 | 104 | 112 | 108 | 273.7 | 500 |
| 12-Dec-18 | Cloudy | 7:52 - 10:52 | 91 | 72 | 86 | 273.7 | 500 |
| 18-Dec-18 | Sunny | 7:50 - 10:50 | 78 | 89 | 82 | 273.7 | 500 |
| 22-Dec-18 | Sunny | 8:02 - 11:02 | 121 | 136 | 125 | 273.7 | 500 |
| 28-Dec-18 | Sunny | 7:50 - 10:50 | 61 | 74 | 70 | 273.7 | 500 |
| 03-Jan-19 | Cloudy | 7:50 - 10:50 | 60 | 59 | 51 | 273.7 | 500 |
| 08-Jan-19 | Cloudy | 7:52 - 10:52 | 42 | 38 | 47 | 273.7 | 500 |
| 14-Jan-19 | Cloudy | 8:02 - 11:02 | 79 | 91 | 85 | 273.7 | 500 |
| 18-Jan-19 | Cloudy | 8:12 - 11:12 | 94 | 102 | 117 | 273.7 | 500 |
| 24-Jan-19 | Sunny | 8:05 - 11:05 | 39 | 52 | 56 | 273.7 | 500 |
| 30-Jan-19 | Sunny | 8:05 - 11:05 | 78 | 86 | 94 | 273.7 | 500 |

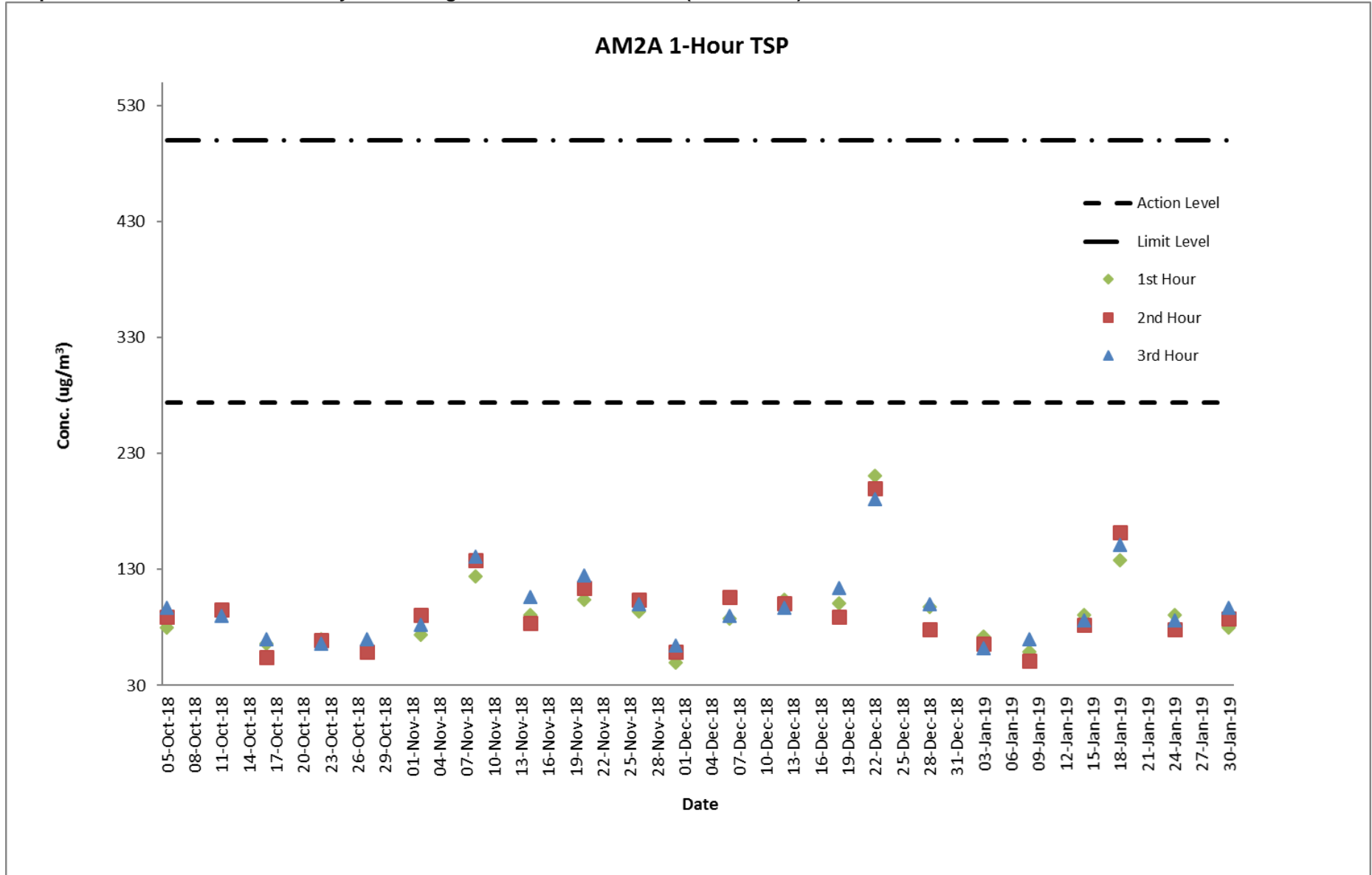
Graphical Presentation of Air Quality Monitoring Result at Station AM1 (1-hour TSP)



Air Quality Monitoring Result at Station AM2A (1-hour TSP)

| Date | Weather Condition | Time | Conc. ($\mu\text{g}/\text{m}^3$) | | | Action Level ($\mu\text{g}/\text{m}^3$) | Limit Level ($\mu\text{g}/\text{m}^3$) |
|-----------|-------------------|--------------|------------------------------------|----------------------|----------------------|---|--|
| | | | 1 st Hour | 2 nd Hour | 3 rd Hour | | |
| 02-Nov-18 | Cloudy | 8:18 - 11:18 | 74 | 91 | 82 | 274.2 | 500 |
| 08-Nov-18 | Fine | 8:10 - 11:10 | 124 | 138 | 141 | 274.2 | 500 |
| 14-Nov-18 | Fine | 8:05 - 11:05 | 91 | 84 | 106 | 274.2 | 500 |
| 20-Nov-18 | Cloudy | 8:05 - 11:05 | 104 | 114 | 125 | 274.2 | 500 |
| 26-Nov-18 | Cloudy | 8:05 - 11:05 | 94 | 104 | 100 | 274.2 | 500 |
| 30-Nov-18 | Sunny | 8:14 - 11:14 | 50 | 59 | 64 | 274.2 | 500 |
| 06-Dec-18 | Cloudy | 8:15 - 11:15 | 88 | 106 | 90 | 274.2 | 500 |
| 12-Dec-18 | Cloudy | 8:05 - 11:05 | 104 | 101 | 97 | 274.2 | 500 |
| 18-Dec-18 | Sunny | 8:04 - 11:05 | 101 | 89 | 114 | 274.2 | 500 |
| 22-Dec-18 | Sunny | 8:14 - 11:14 | 211 | 200 | 191 | 274.2 | 500 |
| 28-Dec-18 | Sunny | 8:05 - 11:05 | 98 | 78 | 100 | 274.2 | 500 |
| 03-Jan-19 | Cloudy | 8:02 - 11:02 | 72 | 66 | 62 | 274.2 | 500 |
| 08-Jan-19 | Cloudy | 8:06 - 11:06 | 59 | 51 | 70 | 274.2 | 500 |
| 14-Jan-19 | Cloudy | 8:14 - 11:14 | 91 | 82 | 86 | 274.2 | 500 |
| 18-Jan-19 | Cloudy | 8:25 - 11:25 | 138 | 162 | 151 | 274.2 | 500 |
| 24-Jan-19 | Sunny | 8:17 - 11:17 | 91 | 78 | 86 | 274.2 | 500 |
| 30-Jan-19 | Sunny | 8:19 - 11:19 | 80 | 88 | 97 | 274.2 | 500 |

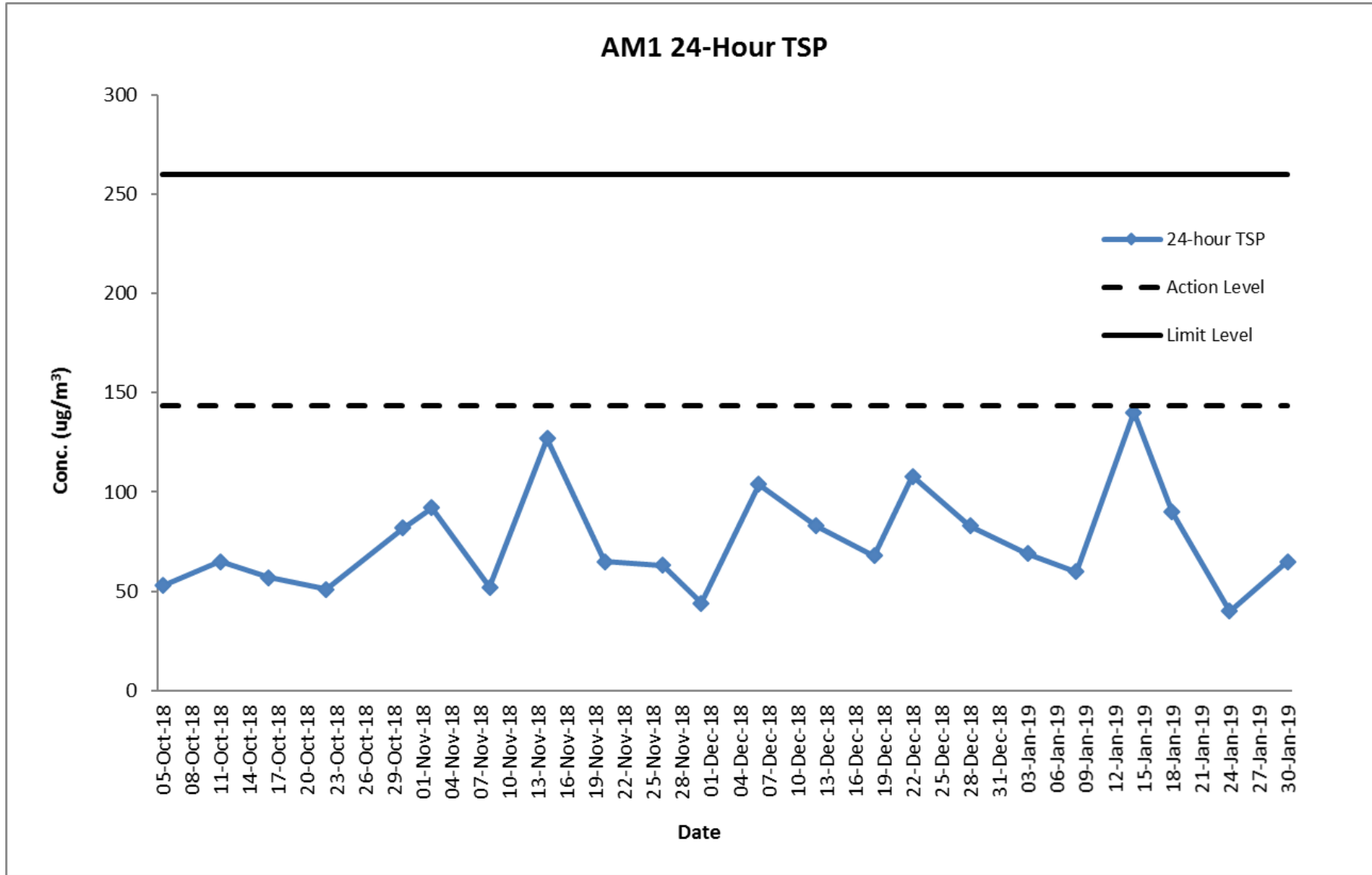
Graphical Presentation of Air Quality Monitoring Result at Station AM2A (1-hour TSP)



Air Quality Monitoring Result at Station AM1 (24-hour TSP)

| Start | | Finish | | Filter Weight (g) | | Reading | | Sampling Time (hrs) | Flow Rate (m ³ /min) | | | Conc. (µg/m ³) | Weather Condition | Action Level | Limit Level |
|-----------|-------|-----------|-------|-------------------|--------|----------|----------|---------------------|---------------------------------|-------|---------|----------------------------|-------------------|--------------|-------------|
| Date | Time | Date | Time | Initial | Final | Initial | Final | | Initial | Final | Average | | | | |
| 02-Nov-18 | 08:02 | 03-Nov-18 | 08:02 | 2.6613 | 2.8223 | 23376.38 | 23400.38 | 24 | 1.22 | 1.22 | 1.22 | 92 | Cloudy | 143.6 | 260 |
| 08-Nov-18 | 07:56 | 09-Nov-18 | 07:56 | 2.6933 | 2.7871 | 23400.38 | 23424.38 | 24 | 1.26 | 1.26 | 1.26 | 52 | Fine | 143.6 | 260 |
| 14-Nov-18 | 07:52 | 15-Nov-18 | 07:52 | 2.6719 | 2.8957 | 23424.38 | 23448.38 | 24 | 1.22 | 1.22 | 1.22 | 127 | Fine | 143.6 | 260 |
| 20-Nov-18 | 07:48 | 21-Nov-18 | 07:48 | 2.664 | 2.7798 | 23448.38 | 23472.38 | 24 | 1.24 | 1.24 | 1.24 | 65 | Cloudy | 143.6 | 260 |
| 26-Nov-18 | 07:50 | 27-Nov-18 | 07:50 | 2.6534 | 2.7642 | 23472.38 | 23496.38 | 24 | 1.22 | 1.22 | 1.22 | 63 | Cloudy | 143.6 | 260 |
| 30-Nov-18 | 08:00 | 01-Dec-18 | 08:00 | 2.644 | 2.7209 | 23496.38 | 23520.38 | 24 | 1.22 | 1.22 | 1.22 | 44 | Sunny | 143.6 | 260 |
| 06-Dec-18 | 08:05 | 07-Dec-18 | 08:05 | 2.7015 | 2.8939 | 23520.38 | 23544.38 | 24 | 1.28 | 1.28 | 1.28 | 104 | Cloudy | 143.6 | 260 |
| 12-Dec-18 | 07:50 | 13-Dec-18 | 07:50 | 2.6809 | 2.8337 | 23544.38 | 23568.38 | 24 | 1.28 | 1.28 | 1.28 | 83 | Cloudy | 143.6 | 260 |
| 18-Dec-18 | 07:52 | 19-Dec-18 | 07:52 | 2.6950 | 2.8207 | 23568.38 | 23592.38 | 24 | 1.28 | 1.28 | 1.28 | 68 | Sunny | 143.6 | 260 |
| 22-Dec-18 | 08:00 | 23-Dec-18 | 08:00 | 2.6787 | 2.8777 | 23592.38 | 23616.38 | 24 | 1.28 | 1.28 | 1.28 | 108 | Sunny | 143.6 | 260 |
| 28-Dec-18 | 07:52 | 29-Dec-18 | 07:52 | 2.6697 | 2.8226 | 23616.38 | 23640.38 | 24 | 1.28 | 1.28 | 1.28 | 83 | Sunny | 143.6 | 260 |
| 03-Jan-19 | 07:48 | 04-Jan-19 | 07:48 | 2.6708 | 2.7980 | 23640.38 | 23664.38 | 24 | 1.28 | 1.28 | 1.28 | 69 | Cloudy | 143.6 | 260 |
| 08-Jan-19 | 07:50 | 09-Jan-19 | 07:50 | 2.7149 | 2.8263 | 23664.38 | 23688.38 | 24 | 1.28 | 1.28 | 1.28 | 60 | Cloudy | 143.6 | 260 |
| 14-Jan-19 | 08:00 | 15-Jan-19 | 08:00 | 2.6820 | 2.9397 | 23688.38 | 23712.38 | 24 | 1.28 | 1.28 | 1.28 | 140 | Cloudy | 143.6 | 260 |
| 18-Jan-19 | 08:10 | 19-Jan-19 | 08:10 | 2.6969 | 2.8626 | 23712.38 | 23736.38 | 24 | 1.28 | 1.28 | 1.28 | 90 | Cloudy | 143.6 | 260 |
| 24-Jan-19 | 08:07 | 25-Jan-19 | 08:07 | 2.6823 | 2.7565 | 23760.38 | 23784.38 | 24 | 1.28 | 1.28 | 1.28 | 40 | Sunny | 143.6 | 260 |
| 30-Jan-19 | 08:07 | 31-Jan-19 | 08:07 | 2.6870 | 2.8063 | 23760.38 | 23784.38 | 24 | 1.28 | 1.28 | 1.28 | 65 | Sunny | 143.6 | 260 |

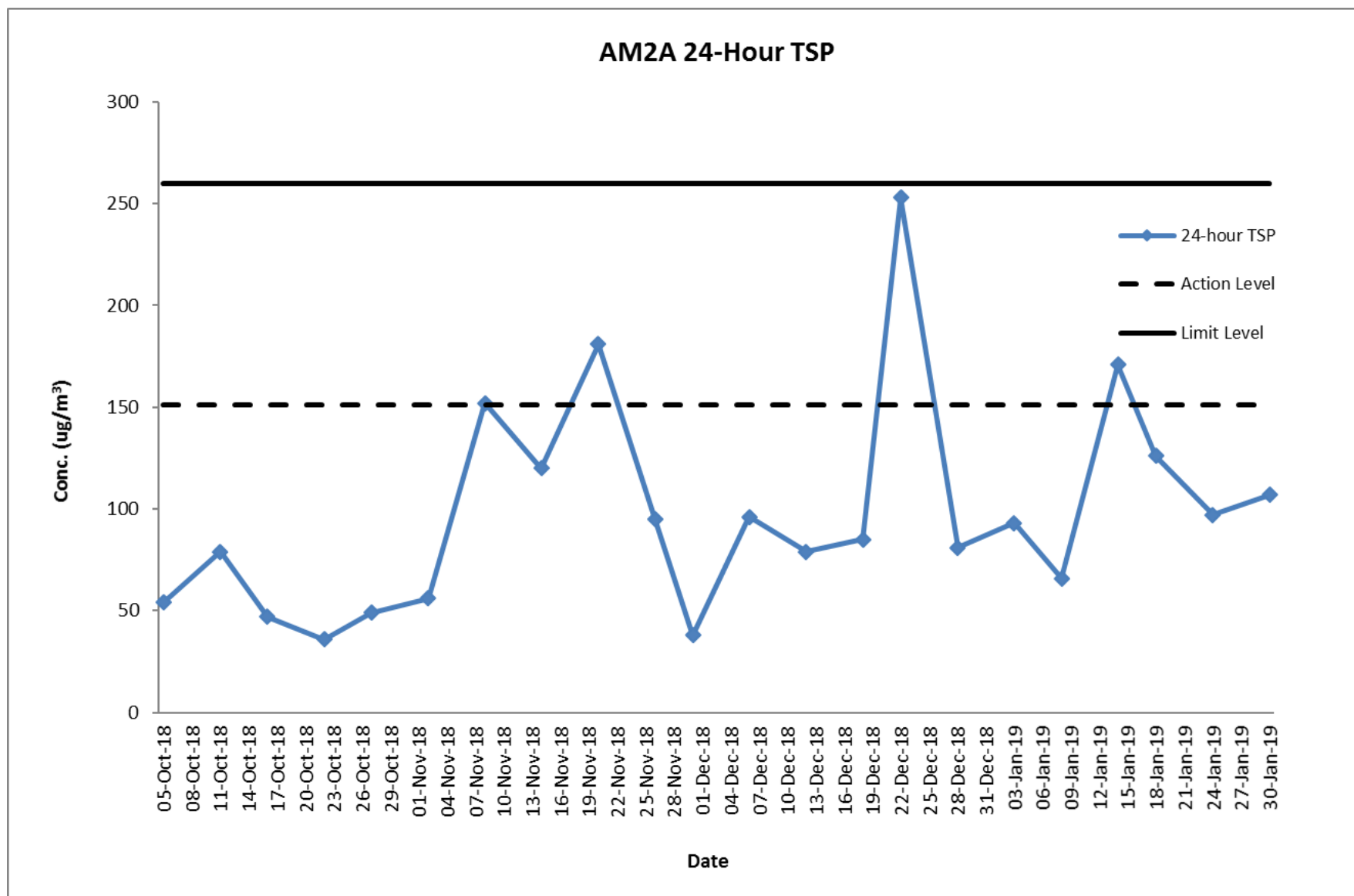
Graphical Presentation of Air Quality Monitoring Result at Station AM1 (24-hour TSP)



Air Quality Monitoring Result at Station AM2A (24-hour TSP)

| Start | | Finish | | Filter Weight (g) | | Reading | | Sampling Time (hrs) | Flow Rate (m ³ /min) | | | Conc. (µg/m ³) | Weather Condition | Action Level | Limit Level |
|-----------|-------|-----------|-------|-------------------|--------|----------|----------|---------------------|---------------------------------|-------|---------|----------------------------|-------------------|--------------|-------------|
| Date | Time | Date | Time | Initial | Final | Initial | Final | | Initial | Final | Average | | | | |
| 02-Nov-18 | 08:15 | 03-Nov-18 | 08:15 | 2.6846 | 2.7895 | 19031.59 | 19055.59 | 24 | 1.29 | 1.29 | 1.29 | 56 | Cloudy | 151.1 | 260 |
| 08-Nov-18 | 08:08 | 09-Nov-18 | 08:08 | 2.6924 | 2.9701 | 19055.59 | 19079.59 | 24 | 1.27 | 1.27 | 1.27 | 152 | Fine | 151.1 | 260 |
| 14-Nov-18 | 08:03 | 15-Nov-18 | 08:03 | 2.6749 | 2.8950 | 19079.59 | 19103.59 | 24 | 1.27 | 1.27 | 1.27 | 120 | Fine | 151.1 | 260 |
| 20-Nov-18 | 08:02 | 21-Nov-18 | 08:02 | 2.6708 | 3.0077 | 19103.59 | 19127.59 | 24 | 1.29 | 1.29 | 1.29 | 181 | Cloudy | 151.1 | 260 |
| 26-Nov-18 | 08:02 | 27-Nov-18 | 08:02 | 2.6881 | 2.8623 | 19127.05 | 19151.05 | 24 | 1.27 | 1.27 | 1.27 | 95 | Cloudy | 151.1 | 260 |
| 30-Nov-18 | 08:12 | 01-Dec-18 | 08:12 | 2.6610 | 2.7297 | 19151.05 | 19175.05 | 24 | 1.27 | 1.27 | 1.27 | 38 | Sunny | 151.1 | 260 |
| 06-Dec-18 | 08:13 | 07-Dec-18 | 08:13 | 2.6569 | 2.8310 | 19175.05 | 19199.05 | 24 | 1.26 | 1.26 | 1.26 | 96 | Cloudy | 151.1 | 260 |
| 12-Dec-18 | 08:02 | 13-Dec-18 | 08:02 | 2.6758 | 2.8219 | 19199.05 | 19223.05 | 24 | 1.28 | 1.28 | 1.28 | 79 | Cloudy | 151.1 | 260 |
| 18-Dec-18 | 08:02 | 19-Dec-18 | 08:02 | 2.7072 | 2.8683 | 19223.05 | 19247.05 | 24 | 1.31 | 1.31 | 1.31 | 85 | Sunny | 151.1 | 260 |
| 22-Dec-18 | 08:12 | 23-Dec-18 | 08:12 | 2.6950 | 3.1721 | 19247.05 | 19271.05 | 24 | 1.31 | 1.31 | 1.31 | 253 | Sunny | 151.1 | 260 |
| 28-Dec-18 | 08:02 | 29-Dec-18 | 08:02 | 2.6816 | 2.8306 | 19271.05 | 19295.05 | 24 | 1.28 | 1.28 | 1.28 | 81 | Sunny | 151.1 | 260 |
| 03-Jan-19 | 08:00 | 04-Jan-19 | 08:00 | 2.6718 | 2.8430 | 19295.05 | 19319.05 | 24 | 1.28 | 1.28 | 1.28 | 93 | Cloudy | 151.1 | 260 |
| 08-Jan-19 | 08:04 | 09-Jan-19 | 08:04 | 2.6752 | 2.7976 | 19319.05 | 19343.05 | 24 | 1.28 | 1.28 | 1.28 | 66 | Cloudy | 151.1 | 260 |
| 14-Jan-19 | 08:12 | 15-Jan-19 | 08:12 | 2.6932 | 3.0090 | 19343.05 | 19367.05 | 24 | 1.28 | 1.28 | 1.28 | 171 | Cloudy | 151.1 | 260 |
| 18-Jan-19 | 08:22 | 19-Jan-19 | 08:22 | 2.6839 | 2.9156 | 19367.05 | 19391.05 | 24 | 1.28 | 1.28 | 1.28 | 126 | Cloudy | 151.1 | 260 |
| 24-Jan-19 | 08:20 | 25-Jan-19 | 08:20 | 2.6825 | 2.8617 | 19415.05 | 19439.05 | 24 | 1.28 | 1.28 | 1.28 | 97 | Sunny | 151.1 | 260 |
| 30-Jan-19 | 08:17 | 31-Jan-19 | 08:17 | 2.6793 | 2.8759 | 19415.05 | 19439.05 | 24 | 1.28 | 1.28 | 1.28 | 107 | Sunny | 151.1 | 260 |

Graphical Presentation of Air Quality Monitoring Result at Station AM2A (24-hour TSP)



Noise Monitoring Result at Station NM1A

| Date | Time | Measured L10 dB(A) | Measured L90 dB(A) | Leq (30 min.) dB(A) |
|-----------|-------|--------------------|--------------------|---------------------|
| 02-Nov-18 | 10:28 | 68.4 | 64.7 | 69 |
| 02-Nov-18 | 10:33 | 67.9 | 63.5 | |
| 02-Nov-18 | 10:38 | 68.5 | 64.7 | |
| 02-Nov-18 | 10:43 | 67.4 | 63.2 | |
| 02-Nov-18 | 10:48 | 66.7 | 62.6 | |
| 02-Nov-18 | 10:53 | 67.5 | 63.7 | |
| 08-Nov-18 | 10:18 | 68.7 | 64.5 | 68 |
| 08-Nov-18 | 10:23 | 66.9 | 62.4 | |
| 08-Nov-18 | 10:28 | 67.4 | 63.2 | |
| 08-Nov-18 | 10:33 | 66.2 | 62.7 | |
| 08-Nov-18 | 10:38 | 67.9 | 63.0 | |
| 08-Nov-18 | 10:43 | 66.2 | 62.5 | |
| 14-Nov-18 | 10:15 | 67.1 | 63.4 | 69 |
| 14-Nov-18 | 10:20 | 66.4 | 62.5 | |
| 14-Nov-18 | 10:25 | 68.4 | 64.1 | |
| 14-Nov-18 | 10:30 | 67.9 | 63.5 | |
| 14-Nov-18 | 10:35 | 68 | 63.6 | |
| 14-Nov-18 | 10:40 | 68.2 | 64.2 | |
| 20-Nov-18 | 10:14 | 68.4 | 64.7 | 69 |
| 20-Nov-18 | 10:19 | 66.5 | 62.5 | |
| 20-Nov-18 | 10:24 | 67.4 | 63.0 | |
| 20-Nov-18 | 10:29 | 68.5 | 64.2 | |
| 20-Nov-18 | 10:34 | 67.6 | 63.8 | |
| 20-Nov-18 | 10:39 | 66.7 | 62.7 | |
| 26-Nov-18 | 10:10 | 67.2 | 63.4 | 69 |
| 26-Nov-18 | 10:15 | 68.4 | 64.1 | |
| 26-Nov-18 | 10:20 | 67.4 | 63.9 | |
| 26-Nov-18 | 10:25 | 66.5 | 62.7 | |
| 26-Nov-18 | 10:30 | 66.7 | 62.5 | |
| 26-Nov-18 | 10:35 | 68 | 64.2 | |
| 06-Dec-18 | 10:20 | 67.5 | 63.4 | 69 |
| 06-Dec-18 | 10:25 | 66.7 | 62.5 | |
| 06-Dec-18 | 10:30 | 68.4 | 64.7 | |
| 06-Dec-18 | 10:35 | 67.5 | 63.2 | |
| 06-Dec-18 | 10:40 | 66.7 | 62.5 | |
| 06-Dec-18 | 10:45 | 68.4 | 64.7 | |
| 12-Dec-18 | 10:10 | 67.4 | 63.1 | 68 |
| 12-Dec-18 | 10:15 | 68.52 | 64.0 | |
| 12-Dec-18 | 10:20 | 66.7 | 62.4 | |
| 12-Dec-18 | 10:25 | 66.9 | 62.7 | |
| 12-Dec-18 | 10:30 | 67.5 | 63.4 | |
| 12-Dec-18 | 10:35 | 66.4 | 62.7 | |
| 18-Dec-18 | 10:15 | 68.1 | 64.4 | 69 |
| 18-Dec-18 | 10:20 | 67.9 | 63.5 | |
| 18-Dec-18 | 10:25 | 66.4 | 62.6 | |
| 18-Dec-18 | 10:30 | 67 | 63.7 | |
| 18-Dec-18 | 10:35 | 68.2 | 64.7 | |
| 18-Dec-18 | 10:40 | 67.9 | 63.5 | |

| Date | Time | Measured L10 dB(A) | Measured L90 dB(A) | Leq (30 min.) dB(A) |
|-----------|-------|--------------------|--------------------|---------------------|
| 28-Dec-18 | 10:10 | 67.2 | 63.4 | 68 |
| 28-Dec-18 | 10:15 | 66.8 | 62.6 | |
| 28-Dec-18 | 10:20 | 68.7 | 64.3 | |
| 28-Dec-18 | 10:25 | 68.9 | 64.7 | |
| 28-Dec-18 | 10:30 | 66.7 | 62.5 | |
| 28-Dec-18 | 10:35 | 66.5 | 62.6 | |
| 03-Jan-19 | 10:09 | 67.0 | 63.1 | 69 |
| 03-Jan-19 | 10:14 | 68.4 | 64.2 | |
| 03-Jan-19 | 10:19 | 68.7 | 64.5 | |
| 03-Jan-19 | 10:24 | 66.5 | 62.7 | |
| 03-Jan-19 | 10:29 | 67.4 | 63.8 | |
| 03-Jan-19 | 10:34 | 67.5 | 63.9 | |
| 08-Jan-19 | 10:12 | 68.1 | 64.1 | 69 |
| 08-Jan-19 | 10:17 | 66.7 | 62.5 | |
| 08-Jan-19 | 10:22 | 67.9 | 63.6 | |
| 08-Jan-19 | 10:27 | 68.4 | 64.2 | |
| 08-Jan-19 | 10:32 | 66.3 | 62.7 | |
| 08-Jan-19 | 10:37 | 67.2 | 63.1 | |
| 14-Jan-19 | 10:18 | 66.0 | 62.9 | 69 |
| 14-Jan-19 | 10:23 | 67.4 | 63.7 | |
| 14-Jan-19 | 10:28 | 68.1 | 64.4 | |
| 14-Jan-19 | 10:33 | 68.2 | 64.7 | |
| 14-Jan-19 | 10:38 | 66.3 | 62.7 | |
| 14-Jan-19 | 10:43 | 67.0 | 63.8 | |
| 24-Jan-19 | 10:27 | 68.4 | 64.1 | 69 |
| 24-Jan-19 | 10:32 | 67.9 | 63.4 | |
| 24-Jan-19 | 10:37 | 68.3 | 64.9 | |
| 24-Jan-19 | 10:42 | 66.7 | 62.5 | |
| 24-Jan-19 | 10:47 | 67.5 | 63.3 | |
| 24-Jan-19 | 10:52 | 66.9 | 62.2 | |
| 30-Jan-19 | 10:27 | 68.2 | 64.4 | 68 |
| 30-Jan-19 | 10:32 | 67.5 | 63.2 | |
| 30-Jan-19 | 10:37 | 66.3 | 62.1 | |
| 30-Jan-19 | 10:42 | 66.2 | 62.4 | |
| 30-Jan-19 | 10:47 | 67.7 | 63.9 | |
| 30-Jan-19 | 10:52 | 66.8 | 62.9 | |

Remarks:

+3dB (A) correction was applied to free-field measurement.



The station set-up of a free-field measurement at Station NM1A.

Graphical Presentation Noise Monitoring Result at Station NM1A

