

FAQ / Information

Mutual Recognition Arrangements (MRA) / Multilateral Recognition Arrangements (MLA)

Mutual Recognition Arrangement (MRA) Partners for HOKLAS ^

Every effort is made to promote acceptance of test data from accredited laboratories, both internationally and locally. HKAS has concluded mutual recognition arrangements with accreditation bodies listed below by being one of the signatories of the [International Laboratory Accreditation Cooperation Mutual Recognition Arrangement \(ILAC MRA\)](#) and the [Asia Pacific Accreditation Cooperation Mutual Recognition Arrangement \(APAC MRA\)](#) for testing, calibration, medical testing, Proficiency Testing Providers (PTP) and Reference Material Producers (RMP). Click [here](#) to view the up-to-date signatories of ILAC and [here](#) to access the up-to-date signatories of APAC.

Visitors checking the names, logos and accreditation symbols shown on an endorsed certificate or report should note that some of our MRA partners may have their names, logos or accreditation symbols changed recently and test reports or certificates endorsed by displaying their old accreditation symbols may still be valid during the change-over period. For details, please visit their websites or contact them directly.

» [Mutual Recognition Arrangement \(MRA\) Partners for HOKLAS](#)





HKAS MRA partners will recognise HOKLAS endorsed test certificates as having the same technical validity as certificates endorsed by their respective schemes.

Multilateral Recognition Arrangements (MLA) for HKCAS v

Mutual Recognition Arrangement (MRA) Partners for HKIAS v

 back

Hong Kong Laboratory Accreditation Scheme (HOKLAS) - Mutual Recognition Arrangement (MRA) Partners

Economy	Logo	Name of Partner	URL	Test Area
United Kingdom of Great Britain and Northern Ireland		United Kingdom Accreditation Service (UKAS)	http://www.ukas.com	Calibration, Medical Testing, Non-medical Testing, Proficiency Testing Provider, Reference Material Producer
United States of America		AIHA Laboratory Accreditation Programs, LLC (AIHA-LAP, LLC)	http://www.aihaaccreditedlabs.org/	Non-medical Testing
United States of America		American Association for Laboratory Accreditation (A2LA)	http://www.a2la.org	Calibration, Medical Testing, Non-medical Testing, Proficiency Testing Provider, Reference Material Producer
United States of America		ANSI National Accreditation Board (ANAB)	http://www.anab.org/	Calibration, Medical Testing, Non-medical Testing, Proficiency Testing Provider, Reference Material Producer
United States of America		International Accreditation Service Inc. (IAS)	http://www.iasonline.org/	Calibration, Medical Testing, Non-medical Testing
United States of America		National Accreditation Center LLC (NAC)		Calibration, Non-medical Testing
United States of America		National Voluntary Laboratory Accreditation Program (NVLAP)	http://www.nist.gov/nvlap	Calibration, Non-medical Testing



INTERNATIONAL
ACCREDITATION
SERVICE®

CERTIFICATE OF ACCREDITATION

This is to attest that

AQUALITY TESTCONSULT LIMITED

11A&B, KAI FONG GARDEN, PING CHE ROAD
FANLING, HONG KONG

Calibration Laboratory CL-207

has met the requirements of AC204, *IAS Accreditation Criteria for Calibration Laboratories*, and has demonstrated compliance with ISO/IEC Standard 17025:2017, *General requirements for the competence of testing and calibration laboratories*. This organization is accredited to provide the services specified in the scope of accreditation.

Effective Date February 19, 2024



A handwritten signature in black ink, reading "Raj Nathan".

President

Visit www.iasonline.org for current accreditation information.

SCOPE OF ACCREDITATION

International Accreditation Service, Inc.

3060 Saturn Street, Suite 100, Brea, California 92821, U.S.A. | www.iasonline.org

MEASURED QUANTITY or DEVICE TYPE CALIBRATED	RANGE	UNCERTAINTY ^{1,2} (±)	CALIBRATION PROCEDURE AND/OR STANDARD EQUIPMENT USED
			dimensional requirements as specified in BS 1881- Part 105: 1984)
Test Sieve ³	4 mm to 50 mm	50 µm	Reference Caliper by direct measurement as per BS 410 : 1986
Elongation Gauge ³	Gap between Pins of Gauge 10 mm to 100 mm	0.29 mm	Reference Caliper by direct measurement (Verification in accordance with in-house method for the dimensional requirements as specified in BS 812- Part 1:1975; BS 812- Part 105.2: 1990)
Flakiness Gauge ³	Length of Slot of Gauge 4.9 mm to 33.9 mm	0.06 mm	Reference Caliper by direct measurement ((Verification in accordance with in-house method for the dimensional requirements as specified in BS 812- Part 1:1975; BS 812- Part105.1:1985; BS 812- Part105.1:1989)
Riffle Box ³	Width 6 mm to 100 mm	0.06 mm	Reference Caliper by direct measurement (Verification in accordance with in-house method for the dimensional requirements as specified in BS 812- Part 1:1975)
Mechanical			
Force Measuring Machine ³ (Compression Mode)	1 kN to 3000 kN	0.4 %	Reference Load cell by direct measurement (Based on BS 1610: Part 1:1985; BS 1610: Part 1:1992; BS EN ISO 12390-4:2000 Annex B; BS EN 12390-4: 2019; BS EN ISO 7500-1:2004, BS EN ISO 7500-1: 2015, BS EN ISO 7500-1: 2018)
Laser Dust Meter ³	Dust particles 0.1 mg/m ³ to 3 mg/m ³ 3 mg/m ³ to 8 mg/m ³	0.006 mg/m ³ 0.39 mg/m ³	By comparison method by using reference laser dust meter (Based on ISO 12103-1:2016)
Rebound Hammer ³	80 unit (hardness)	1.6 rebound count	Reference Rebound count by comparison method (Based on BS1881: Part 202:1986; BS EN 12504-2:2001; BS EN



東恒測試顧問有限公司

AQUALITY TESTCONSULT LIMITED

香港新界粉嶺坪輦路啟芳園11A&11B號

No. 11A&B, KAI FONG GARDEN, PING CHE ROAD, FANLING, NEW TERRITORIES, HONG KONG

TEL : 852-3582-9589 FAX : 852-2674-1177 EMAIL : cal.aqtl@gmail.com WEBSITE: www.aqtlgroup.com

CERTIFICATE OF CALIBRATION

Report Number : 250727MCA-223F
Date of Report : 1-Aug-25
Page Number : 1 of 2
Customer * : Apex Testing & Certification Ltd.
Customer Address* : Unit D6A, 10/F, TML Tower, 3 Hoi Shing Road, Tsuen Wan, N.T., HK
Customers Ref. * : A005

Item Under Calibration (IUC)*

Equipment No. : N/A
Manufacturer : Sibata Scientific Technology Ltd
Model No. : LD-3B
Serial No. : 336338
Scale Division : 0.001 mg/m³
Range : 0.001 to 1 mg/m³
Condition of Item : Normal

Date Item Received : 27-Jul-25
Date Calibrated : 27-Jul-25
Calibration Location : AQuality Calibration Lab.
Date of Next Calibration : 26-Jul-26
Calibrated By : Jessica Liu

Test Environment

Ambient Temperature : 28.2 °C to 30.4 °C
Relative Humidity : 76 % to 80 %

Calibration Results

Reference True Reading (mg/m ³)	Average IUC Reading (mg/m ³)	Correction (mg/m ³)	Error of IUC Reading (%)	Coverage Factor K
0.125	0.132	0.007	5.6%	2.0
0.394	0.418	0.024	6.1%	2.0
0.884	0.950	0.066	7.5%	2.0

Remarks

- :
- * Denotes information supplied by customer.
 - The results relate only to the items calibrated.
 - The results apply to the items as received.
 - Correction = Average of (Ref reading - IUC reading)
 - The technical requirement of laser dust meter. +/- 20% error for the particles concentration.

Approved by: _____

LEE Mei Yee, Julia
Managing Director

The results shown in this certificate are metrologically traceable to the International System of Units (SI) or recognised measurement standards.

The certificate shall not be reproduced except in full without approval of the laboratory.



東恒測試顧問有限公司

AQUALITY TESTCONSULT LIMITED

香港新界粉嶺坪輦路啟芳園11A&11B號

No. 11A&11B, KAI FONG GARDEN, PING CHE ROAD, FANLING, NEW TERRITORIES, HONG KONG

TEL : 852-3582-9589 FAX : 852-2674-1177 EMAIL : cal.aqtl@gmail.com WEBSITE: www.aqtlgroup.com

CERTIFICATE OF CALIBRATION

Report Number : 250727MCA-223F
Date of Report : 1-Aug-25
Page Number : 2 of 2
Customer * : Apex Testing & Certification Ltd.
Customers Ref. * : A005

Details of Calibration

1. The calibration was performed in accordance with AQuality Testconsult Procedure Number ENV-L-003 (in-house method), by comparison with the laboratory's reference equipment which have traceable international standards of measurement.
2. The item under calibration (IUC) was allowed to stabilize in the laboratory for 0.25 hour before commencement of calibration.
3. A set of readings were made at each calibration concentration. The values quoted in the results are the average of each set of readings.
4. The values given in this calibration certificate only relate to the values measured at the time of calibration. Any uncertainties quoted do not include allowance for the capability of any other laboratory to repeat the measurement. The uncertainty quoted relate only to item at time of calibration. AQuality Testconsult Limited is not liable for any loss or damage resulting from the use of this equipment.
5. The identification, calibration certificate numbers for the reference equipment used were as follows :

<u>Equipment Number</u>	<u>Certificate Number</u>	<u>Description</u>
CH-LDM-1	CC1592412	粉尘测试仪

6. Copies of the Calibration certificates of the reference equipment used in this calibration may be obtained from AQuality Testconsult Limited, if necessary.

- End of Report -

The results shown in this certificate are metrologically traceable to the International System of Units (SI) or recognised measurement standards.

The certificate shall not be reproduced except in full without approval of the laboratory.



東恒測試顧問有限公司

AQUALITY TESTCONSULT LIMITED

香港新界粉嶺坪輦路啟芳園11A&11B號

No. 11A&11B, KAI FONG GARDEN, PING CHE ROAD, FANLING, N.T., HONG KONG

TEL : 852-3582-9589

FAX : 852-2674-1177

EMAIL : cal.aqtl@gmail.com

WEBSITE: www.aqtlgroup.com

CERTIFICATE OF CALIBRATION

Apex Testing & Certification Ltd. Unit D6A, 10/F, TML Tower, 3 Hoi Shing Road, Tsuen Wan, N.T., HK	Test Report No.	250727MCA-223F
	Date of Issue	1-Aug-25
	Date of Testing	27-Jul-25
	Page	1 of 1

Item for Calibration

Description	: Laser Dust Monitor
Manufacturer	: Sibata Scientific Technology Ltd
Model No.	: LD-3B
Serial No.	: 336338

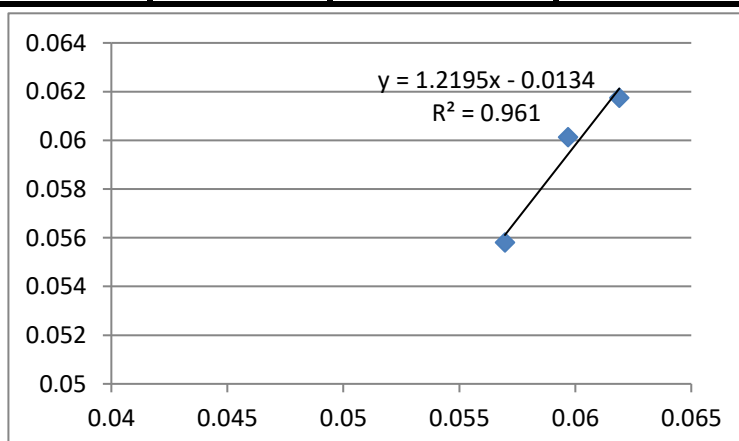
Standard Equipment



Description	: High Volume Sampler / Calibration Orifice
Manufacturer	: Tisch Environmental, Inc.
Model No.	: TE-5170 / TE-5025A
Serial No.	: 3476 / 4088
Last Calibration	: 17-AUG-24 / 7-NOV-23

Date	Time	Mean Temp (°C)	Mean Pressure (hPa)	Concentration Standard Equipment (mg/m ³)	Concentration Calibrated Equipment (mg/m ³)
27-Jul-25	19:00	29.3	1000.1	0.0619	0.0617
27-Jul-25	20:05	29.3	1000.1	0.0570	0.0558
27-Jul-25	21:10	29.3	1000.1	0.0597	0.0601

By Linear Regression of Y or X

Slope	: 1.2195
Correlation Coefficient	: 0.9610
K-Factor	: 1.0054
Validity of Calibration	: 26-Jul-26



Recorded by	: Jessica Liu	Signature: 	Date: 27-Jul-25
Checked by	: S Tang	Signature: 	Date: 27-Jul-25



CERTIFICATE OF CALIBRATION

Report Number : 250727MCA-222F
Date of Report : 1-Aug-25
Page Number : 1 of 3
Customer * : Apex Testing & Certification Ltd.
Customer Address* : Unit D6A, 10/F, TML Tower, 3 Hoi Shing Road, Tsuen Wan, N.T., HK
Customers Ref. * : A005

Item Under Calibration (IUC)*

Equipment No. : N/A
Manufacturer : Sibata Scientific Technology Ltd
Model No. : LD-3B
Serial No. : 276004
Scale Division : 0.001 mg/m³
Range : 0.001 to 1 mg/m³
Condition of Item : Normal

Date Item Received : 27-Jul-25
Date Calibrated : 27-Jul-25
Calibration Location : AQuality Calibration Lab.
Date of Next Calibration : 26-Jul-26
Calibrated By : Jessica Liu

Test Environment

Ambient Temperature : 28.2 °C to 30.4 °C
Relative Humidity : 76 % to 80 %

Calibration Results

Reference True Reading (mg/m ³)	Average IUC Reading (mg/m ³)	Correction (mg/m ³)	Error of IUC Reading (%)	Coverage Factor K
0.125	0.117	0.007	6.0%	2.0
0.394	0.371	0.023	5.9%	2.0
0.884	0.834	0.050	5.7%	2.0

Remarks

- :
1. * Denotes information supplied by customer.
3. The results relate only to the items calibrated.
3. The results apply to the items as received.
4. Correction = Average of (Ref reading - IUC reading)
5. The technical requirement of laser dust meter. +/- 30% error for the particles concentration.

Approved by: _____

LEE Mei Yee, Julia
Managing Director



東恒測試顧問有限公司

AQUALITY TESTCONSULT LIMITED

香港新界粉嶺坪輦路啟芳園11A&11B號

No. 11A&11B, KAI FONG GARDEN, PING CHE ROAD, FANLING, NEW TERRITORIES, HONG KONG

TEL : 852-3582-9589 FAX : 852-2674-1177 EMAIL : cal.aqtl@gmail.com WEBSITE: www.aqtlgroup.com

CERTIFICATE OF CALIBRATION

Report Number : 250727MCA-222F
Date of Report : 1-Aug-25
Page Number : 3 of 3
Customer * : Apex Testing & Certification Ltd.
Customers Ref. * : A005

Details of Calibration

1. The calibration was performed in accordance with AQuality Testconsult Procedure Number ENV-L-003 (in-house method), by comparison with the laboratory's reference equipment which have traceable international standards of measurement.
3. The item under calibration (IUC) was allowed to stabilize in the laboratory for 0.35 hour before commencement of calibration.
3. A set of readings were made at each calibration concentration. The values quoted in the results are the average of each set of readings.
4. The values given in this calibration certificate only relate to the values measured at the time of calibration. Any uncertainties quoted do not include allowance for the capability of any other laboratory to repeat the measurement. The uncertainty quoted relate only to item at time of calibration. AQuality Testconsult Limited is not liable for any loss or damage resulting from the use of this equipment.
5. The identification, calibration certificate numbers for the reference equipment used were as follows :

<u>Equipment Number</u>	<u>Certificate Number</u>	<u>Description</u>
CH-LDM-1	CC1592412	粉尘测试仪

6. Copies of the Calibration certificates of the reference equipment used in this calibration may be obtained from AQuality Testconsult Limited, if necessary.

- End of Report -

The results shown in this certificate are metrologically traceable to the International System of Units (SI) or recognised measurement standards.

The certificate shall not be reproduced except in full without approval of the laboratory.



東恒測試顧問有限公司

AQUALITY TESTCONSULT LIMITED

香港新界粉嶺坪輦路啟芳園11A&11B號

No. 11A&11B, KAI FONG GARDEN, PING CHE ROAD, FANLING, N.T., HONG KONG

TEL : 852-3582-9589

FAX : 852-2674-1177

EMAIL : cal.aqtl@gmail.com

WEBSITE: www.aqtlgroup.com

CERTIFICATE OF CALIBRATION

Apex Testing & Certification Ltd.	Test Report No.	250727MCA-222F
Unit D6A, 10/F, TML Tower, 3 Hoi Shing Road, Tsuen Wan, N.T., HK	Date of Issue	1-Aug-25
	Date of Testing	27-Jul-25
	Page	1 of 1

Item for Calibration

Description	: Laser Dust Monitor
Manufacturer	: Sibata Scientific Technology Ltd
Model No.	: LD-3B
Serial No.	: 276004

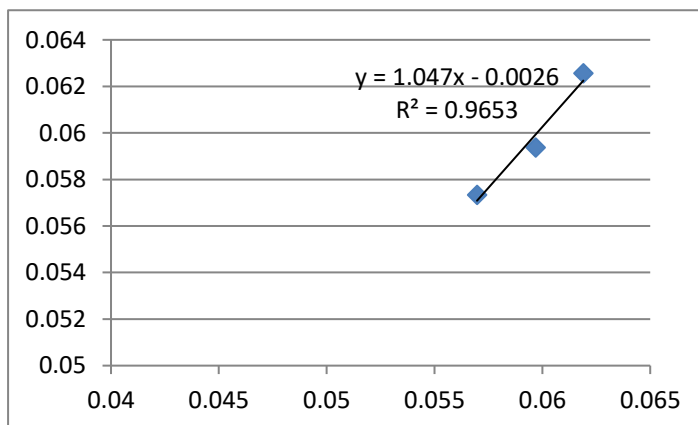
Standard Equipment

Description	: High Volume Sampler / Calibration Orifice
Manufacturer	: Tisch Environmental, Inc.
Model No.	: TE-5170 / TE-5025A
Serial No.	: 3476 / 4088
Last Calibration	: 17-AUG-24 / 7-NOV-23

Date	Time	Mean Temp (°C)	Mean Pressure (hPa)	Concentration Standard Equipment (mg/m3)	Concentration Calibrated Equipment (mg/m3)
27-Jul-25	19:00	29.3	1000.1	0.0619	0.0626
27-Jul-25	20:05	29.3	1000.1	0.0570	0.0573
27-Jul-25	21:10	29.3	1000.1	0.0597	0.0594

By Linear Regression of Y or X

Slope	: 1.0470
Correlation Coefficient	: 0.9653
K-Factor	: 0.9961
Validity of Calibration	: 26-Jul-26



Recorded by : Jessica Liu Signature: Jessica Liu Date: 27-Jul-25

Checked by : S Tang Signature: S Tang Date: 27-Jul-25



CERTIFICATE OF CALIBRATION

Report Number : 250727MCA-221F
Date of Report : 1-Aug-25
Page Number : 1 of 2
Customer * : Apex Testing & Certification Ltd.
Customer Address* : Unit D6A, 10/F, TML Tower, 3 Hoi Shing Road, Tsuen Wan, N.T., HK
Customers Ref. * : A005

Item Under Calibration (IUC)*

Equipment No. : N/A
Manufacturer : Sibata Scientific Technology Ltd
Model No. : LD-3B
Serial No. : 476672
Scale Division : 0.001 mg/m³
Range : 0.001 to 1 mg/m³
Condition of Item : Normal

Date Item Received : 27-Jul-25
Date Calibrated : 27-Jul-25
Calibration Location : AQuality Calibration Lab.
Date of Next Calibration : 26-Jul-26
Calibrated By : Jessica Liu

Test Environment

Ambient Temperature : 28.2 °C to 30.4 °C
Relative Humidity : 76 % to 80 %

Calibration Results

Reference True Reading (mg/m ³)	Average IUC Reading (mg/m ³)	Correction (mg/m ³)	Error of IUC Reading (%)	Coverage Factor K
0.125	0.130	0.006	4.6%	2.0
0.394	0.423	0.028	7.2%	2.0
0.884	0.933	0.049	5.5%	2.0

Remarks

- :
- * Denotes information supplied by customer.
 - The results relate only to the items calibrated.
 - The results apply to the items as received.
 - Correction = Average of (Ref reading - IUC reading)
 - The technical requirement of laser dust meter. +/- 20% error for the particles concentration.

Approved by:

LEE Mei Yee, Julia
Managing Director



東恒測試顧問有限公司

AQUALITY TESTCONSULT LIMITED

香港新界粉嶺坪輦路啟芳園11A&11B號

No. 11A&11B, KAI FONG GARDEN, PING CHE ROAD, FANLING, NEW TERRITORIES, HONG KONG

TEL : 852-3582-9589 FAX : 852-2674-1177 EMAIL : cal.aqtl@gmail.com WEBSITE: www.aqtlgroup.com

CERTIFICATE OF CALIBRATION

Report Number : 250727MCA-221F
Date of Report : 1-Aug-25
Page Number : 2 of 2
Customer * : Apex Testing & Certification Ltd.
Customers Ref. * : A005

Details of Calibration

1. The calibration was performed in accordance with AQuality Testconsult Procedure Number ENV-L-003 (in-house method), by comparison with the laboratory's reference equipment which have traceable international standards of measurement.
2. The item under calibration (IUC) was allowed to stabilize in the laboratory for 0.25 hour before commencement of calibration.
3. A set of readings were made at each calibration concentration. The values quoted in the results are the average of each set of readings.
4. The values given in this calibration certificate only relate to the values measured at the time of calibration. Any uncertainties quoted do not include allowance for the capability of any other laboratory to repeat the measurement. The uncertainty quoted relate only to item at time of calibration. AQuality Testconsult Limited is not liable for any loss or damage resulting from the use of this equipment.
5. The identification, calibration certificate numbers for the reference equipment used were as follows :

<u>Equipment Number</u>	<u>Certificate Number</u>	<u>Description</u>
CH-LDM-1	CC1592412	粉尘测试仪

6. Copies of the Calibration certificates of the reference equipment used in this calibration may be obtained from AQuality Testconsult Limited, if necessary.

- End of Report -



東恒測試顧問有限公司

AQUALITY TESTCONSULT LIMITED

香港新界粉嶺坪輦路啟芳園11A&11B號

No. 11A&11B, KAI FONG GARDEN, PING CHE ROAD, FANLING, N.T., HONG KONG

TEL : 852-3582-9589

FAX : 852-2674-1177

EMAIL : cal.aqtl@gmail.com

WEBSITE: www.aqtlgroup.com

CERTIFICATE OF CALIBRATION

Apex Testing & Certification Ltd. Unit D6A, 10/F, TML Tower, 3 Hoi Shing Road, Tsuen Wan, N.T., HK	Test Report No.	250727MCA-221F
	Date of Issue	1-Aug-25
	Date of Testing	27-Jul-25
	Page	1 of 1

Item for Calibration

Description	: Laser Dust Monitor
Manufacturer	: Sibata Scientific Technology Ltd
Model No.	: LD-3B
Serial No.	: 476672

Standard Equipment

Description	: High Volume Sampler / Calibration Orifice
Manufacturer	: Tisch Environmental, Inc.
Model No.	: TE-5170 / TE-5025A
Serial No.	: 3476 / 4088
Last Calibration	: 17-AUG-24 / 7-NOV-23

Date	Time	Mean Temp (°C)	Mean Pressure (hPa)	Concentration Standard Equipment (mg/m3)	Concentration Calibrated Equipment (mg/m3)
27-Jul-25	19:00	29.3	1000.1	0.0619	0.0622
27-Jul-25	20:05	29.3	1000.1	0.0570	0.0564
27-Jul-25	21:10	29.3	1000.1	0.0597	0.0588

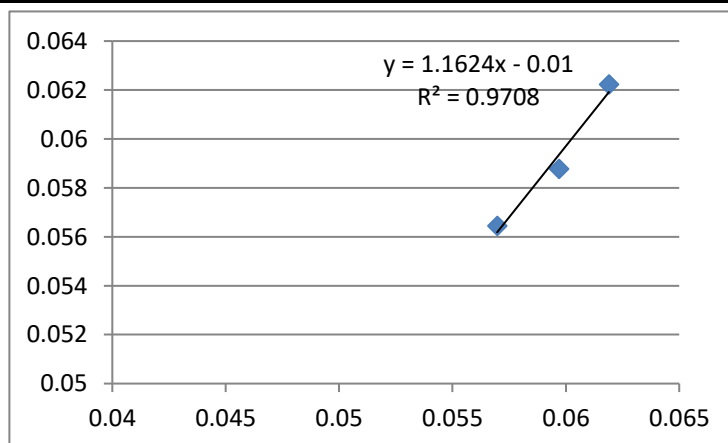
By Linear Regression of Y or X

Slope : 1.1624

Correlation Coefficient : 0.9708

K-Factor : 1.0066

Validity of Calibration : 26-Jul-26



Recorded by : Jessica Liu

Signature: 

Date: 27-Jul-25

Checked by : S Tang

Signature: 

Date: 27-Jul-25



Certificate of Calibration

Calibration Certification Information

Cal. Date: September 9, 2025 Rootsmeter S/N: 438320 Ta: 294 °K
Operator: Jim Tisch Pa: 754.9 mm Hg
Calibration Model #: TE-5025A Calibrator S/N: 4088

Run	Vol. Init (m3)	Vol. Final (m3)	ΔVol. (m3)	ΔTime (min)	ΔP (mm Hg)	ΔH (in H2O)
1	1	2	1	1.4460	3.2	2.00
2	3	4	1	1.0320	6.4	4.00
3	5	6	1	0.9210	8.0	5.00
4	7	8	1	0.8840	8.8	5.50
5	9	10	1	0.7240	12.8	8.00

Data Tabulation

Vstd (m3)	Qstd (x-axis)	$\sqrt{\Delta H \left(\frac{Pa}{Pstd} \right) \left(\frac{Tstd}{Ta} \right)}$ (y-axis)	Va	Qa (x-axis)	$\sqrt{\Delta H \left(\frac{Ta}{Pa} \right)}$ (y-axis)
1.0025	0.6933	1.4190	0.9958	0.6886	0.8826
0.9983	0.9673	2.0068	0.9915	0.9608	1.2481
0.9961	1.0816	2.2436	0.9894	1.0743	1.3955
0.9951	1.1256	2.3532	0.9883	1.1180	1.4636
0.9897	1.3670	2.8380	0.9830	1.3578	1.7651
QSTD	m=	2.11142	QA	m=	1.32213
	b=	-0.03845		b=	-0.02391
	r=	0.99983		r=	0.99983

Calculations

Vstd=	$\Delta Vol((Pa-\Delta P)/Pstd)(Tstd/Ta)$	Va=	$\Delta Vol((Pa-\Delta P)/Pa)$
Qstd=	$Vstd/\Delta Time$	Qa=	$Va/\Delta Time$
For subsequent flow rate calculations:			
Qstd=	$1/m \left(\left(\sqrt{\Delta H \left(\frac{Pa}{Pstd} \right) \left(\frac{Tstd}{Ta} \right)} \right) - b \right)$	Qa=	$1/m \left(\left(\sqrt{\Delta H \left(\frac{Ta}{Pa} \right)} \right) - b \right)$

Standard Conditions

Tstd: 298.15 °K

Pstd: 760 mm Hg

Key

ΔH: calibrator manometer reading (in H2O)

ΔP: rootsmeter manometer reading (mm Hg)

Ta: actual absolute temperature (°K)

Pa: actual barometric pressure (mm Hg)

b: intercept

m: slope

RECALIBRATION

US EPA recommends annual recalibration per 1998 40 Code of Federal Regulations Part 50 to 51, Appendix B to Part 50, Reference Method for the Determination of Suspended Particulate Matter in the Atmosphere, 9.2.17, page 30



TE-5170 Calibration Worksheet

Site Information

Location: AM3A Zones 2A at West Date: 20-Feb-26
Site ID: Kowloon Cultural
Sampler: TE-5170 Serial No: 4340 Tech: CS Tang

Site Conditions

Barometric Pressure (in Hg): 30.08 Corrected Pressure (mm Hg): 764
Temperature (deg F): 66 Temperature (deg K): 292
Average Press. (in Hg): 30.08 Corrected Average (mm Hg): 764
Average Temp. (deg F): 66 Average Temp. (deg K): 292

Calibration Orifice

Make: Tisch Qstd Slope: 2.11142
Model: TE-5025A Qstd Intercept: -0.03845
Serial#: 4088 Date Certified: 9-Sep-25

Calibration Information

Plate or Test #	H2O (in)	Qstd (m3/min)	I (chart)	IC (corrected)	Linear Regression
1	12.80	1.735	53.0	53.68	Slope: 31.9331
2	10.50	1.573	48.0	48.62	Intercept: -1.3001
3	7.40	1.323	41.0	41.53	Corr. Coeff: 0.9969
4	4.60	1.047	33.0	33.43	
5	2.70	0.806	23.0	23.30	# of Observations: 5

Calculations

$$Qstd = 1/m[\text{Sqrt}(H2O(Pa/Pstd)(Tstd/Ta))-b]$$

$$IC = I[\text{Sqrt}(Pa/Pstd)(Tstd/Ta)]$$

Qstd = standard flow rate

IC = corrected chart response

I = actual chart response

m = calibrator Qstd slope

b = calibrator Qstd intercept

Ta = actual temperature during calibration (deg K)

Pa = actual pressure during calibration (mm Hg)

Tstd = 298 deg K

Pstd = 760 mm Hg

For subsequent calculation of sampler flow:

$$1/m((I)[\text{Sqrt}(298/Tav)(Pav/760)]-b)$$

m = sampler slope

b = sampler intercept

I = chart response

Tav = daily average temperature

Pav = daily average pressure

Average I (chart): 40

Average Flow Calculation m3/min

1.296798712

Average Flow Calculation in CFM

45.78996252

Sample Time (Hrs): 1.0

Total Flow in m3/min

77.80792272

Total Flow in CFM

2747.397751

NOTE: Ensure calibration orifice has been certified within 12 months of use



TE-5170 Calibration Worksheet

Site Information

Location: AM5A Zones 2A at West Date: 20-Feb-26
Site ID: Kowloon Cultural
Sampler: TE-5170 Serial No: 4344 Tech: CS Tang

Site Conditions

Barometric Pressure (in Hg): 30.08 Corrected Pressure (mm Hg): 764
Temperature (deg F): 66 Temperature (deg K): 292
Average Press. (in Hg): 30.08 Corrected Average (mm Hg): 764
Average Temp. (deg F): 66 Average Temp. (deg K): 292

Calibration Orifice

Make: Tisch Qstd Slope: 2.11142
Model: TE-5025A Qstd Intercept: -0.03845
Serial#: 4088 Date Certified: 9-Sep-25

Calibration Information

Plate or Test #	H2O (in)	Qstd (m3/min)	I (chart)	IC (corrected)	Linear Regression
1	12.80	1.735	53.0	53.68	Slope: 31.9766
2	10.60	1.580	48.0	48.62	Intercept: -1.3613
3	7.20	1.305	41.0	41.53	Corr. Coeff: 0.9966
4	4.70	1.058	33.0	33.43	
5	2.70	0.806	23.0	23.30	# of Observations: 5

Calculations

$$Qstd = 1/m[\text{Sqrt}(H2O(Pa/Pstd)(Tstd/Ta))-b]$$
$$IC = I[\text{Sqrt}(Pa/Pstd)(Tstd/Ta)]$$

Qstd = standard flow rate

IC = corrected chart response

I = actual chart response

m = calibrator Qstd slope

b = calibrator Qstd intercept

Ta = actual temperature during calibration (deg K)

Pa = actual pressure during calibration (mm Hg)

Tstd = 298 deg K

Pstd = 760 mm Hg

For subsequent calculation of sampler flow:

$$1/m((I)[\text{Sqrt}(298/Tav)(Pav/760)]-b)$$

m = sampler slope

b = sampler intercept

I = chart response

Tav = daily average temperature

Pav = daily average pressure

Average I (chart): 40

Average Flow Calculation m3/min

1.296949203

Average Flow Calculation in CFM

45.79527637

Sample Time (Hrs): 1.0

Total Flow in m3/min

77.8169522

Total Flow in CFM

2747.716582

NOTE: Ensure calibration orifice has been certified within 12 months of use



TE-5170 Calibration Worksheet

Site Information

Location: AM4A Site ID: **Zones 2A at West** Date: 20-Feb-26
Sampler: TE-5170 Serial No: 3998 Tech: CS Tang

Site Conditions

Barometric Pressure (in Hg): 30.08 Corrected Pressure (mm Hg): 764
Temperature (deg F): 66 Temperature (deg K): 292
Average Press. (in Hg): 30.08 Corrected Average (mm Hg): 764
Average Temp. (deg F): 66 Average Temp. (deg K): 292

Calibration Orifice

Make: Tisch Qstd Slope: 2.11142
Model: TE-5025A Qstd Intercept: -0.03845
Serial#: 4088 Date Certified: 9-Sep-25

Calibration Information

Plate or Test #	H2O (in)	Qstd (m3/min)	I (chart)	IC (corrected)	Linear Regression
1	12.60	1.721	53.0	53.68	Slope: 31.0153
2	10.60	1.580	48.0	48.62	Intercept: 0.1982
3	7.50	1.332	41.0	41.53	Corr. Coeff: 0.9971
4	4.40	1.024	33.0	33.43	
5	2.50	0.777	23.0	23.30	# of Observations: 5

Calculations

$$Qstd = 1/m[\text{Sqrt}(H2O(Pa/Pstd)(Tstd/Ta))-b]$$
$$IC = I[\text{Sqrt}(Pa/Pstd)(Tstd/Ta)]$$

Qstd = standard flow rate

IC = corrected chart response

I = actual chart response

m = calibrator Qstd slope

b = calibrator Qstd intercept

Ta = actual temperature during calibration (deg K)

Pa = actual pressure during calibration (mm Hg)

Tstd = 298 deg K

Pstd = 760 mm Hg

For subsequent calculation of sampler flow:

$$1/m((I)[\text{Sqrt}(298/Tav)(Pav/760)]-b)$$

m = sampler slope

b = sampler intercept

I = chart response

Tav = daily average temperature

Pav = daily average pressure

Average I (chart): 4.0

Average Flow Calculation m3/min

1.286866454

Average Flow Calculation in CFM

45.43925448

Sample Time (Hrs): 1.0

Total Flow in m3/min

77.21198721

Total Flow in CFM

2726.355269

NOTE: Ensure calibration orifice has been certified within 12 months of use



华南国家计量测试中心
广东省计量科学研究院
SOUTH CHINA NATIONAL CENTER OF METROLOGY
GUANGDONG INSTITUTE OF METROLOGY



中国认可
国际互认
校准
CALIBRATION
CNAS L0730

校准证书

CALIBRATION CERTIFICATE

证书编号 SXE202510293
Certificate No.

第 1 页, 共 4 页
Page of

计量器具名称 Description	声校准器		
型号/规格 Model/Type	AWA6221A		
制造厂 Manufacturer	HANGZHOU AIHUA INSTRUMENTS CO., LTD.		
出厂编号 Serial No.	AWA6221A0439E	设备管理编号 Equipment No.	FYH-QM4-NG-119
接收日期 Receipt on	2025 年 06 月 06 日 Y M D		

结论 符合JJG 176-2022 (1级) 技术要求
Conclusion Comply with the requirements for JJG 176-2022(for Class 1)

校准日期 Calibration on	2025 年 06 月 11 日 Y M D
发布日期 Issue on	2025 年 06 月 12 日 Y M D

批准 Authorized by	李敏毅
核 验 Reviewed by	李广智
校 准 Calibrated by	何卓斌



扫一扫查真伪

本中心地址: 中国广州市广园中路松柏东街30号 邮政编码: 510405
电话: (8620)86594172 传真: (8620)86590743 投诉电话: (8620)36611242 E-mail: scm@scm.com.cn
Add: No.30, Songbai East Street, Guangyuan Middle Road, Guangzhou, Guangdong, China
Post Code: 510405 Tel: (8620)86594172 Fax: (8620)86590743 Complaint Tel: (8620)36611242
证书真伪查询: www.scm.com.cn; cert.scm.com.cn Certificate Authenticity Identify: www.scm.com.cn; cert.scm.com.cn
计量标准考核证书号: [1992]国量标粤证字第085号
Certificate No. for Examination of measurement standard



校准结果 RESULTS OF CALIBRATION

证书编号 SXE202510293
Certificate No.

原始记录号 SXE202510293
Record No.

第 3 页, 共 4 页
Page of

1 外观: 符合要求

Apparent inspection: Pass

2 声压级: 见表1

Sound Pressure Level: Shown in table 1

表1 Table 1

标称频率/Hz	规定声压级/dB	测得的声压级/dB	测得的声压级与 规定声压级之差的 绝对值/dB	接受限/dB	结论
Nominal Frequency	Specified sound pressure level	Measured sound pressure level	Absolute value of Error	Acceptance limit	Conclusion
1000	94	93.96	0.04	0.25	符合要求(Pass)
1000	114	114.01	0.01	0.25	符合要求(Pass)

3 频率: 见表2

Frequency: Shown in table 2

表2 Table 2

规定频率/Hz	标称声压级/dB	测得的频率/Hz	测得的频率与规 定频率相对误差 的绝对值/%	接受限/%	结论
Specified frequency	Nominal sound pressure level	Measured frequency	Absolute value of Error	Acceptance limit	Conclusion
1000	94	998.95	0.1051	0.7	符合要求(Pass)
1000	114	998.99	0.1014	0.7	符合要求(Pass)

4 总失真+噪声: 见表3

Total distortion + noise: Shown in table 3

表3 Table 3

规定频率/Hz	标称声压级/dB	总失真+噪声/%	接受限/%	结论
Specified frequency	Nominal sound pressure level	Total Distortion+ noise	Acceptance limit	Conclusion
1000	94	0.1	2.5	符合要求(Pass)
1000	114	0.3	2.5	符合要求(Pass)



说明

证书编号 SXE202510293

Certificate No.

DIRECTIONS

第 2 页, 共 4 页

Page of

1. 本中心是国家市场监督管理总局在华南地区设立的国家法定计量检定机构, 本中心的质量管理体系符合 ISO/IEC 17025:2017 标准的要求。

This laboratory is the National Legal Metrological Verification Institution in southern China set up by the State Administration for Market Regulation. The quality system is in accordance with ISO/IEC 17025:2017.

2. 本中心所出具的数据均可溯源至国家计量基准和/或国际单位制 (SI)。

All data issued by this laboratory are traceable to national primary standards and/or International System of Units (SI).

3. 校准地点、环境条件:

Location and environmental conditions of the calibration:

地点 声学/振动实验室 Acoustics/Vibration

温度 $(25 \pm 1) ^\circ\text{C}$

相对湿度 $(40 \sim 50) \%$

Location Lab.

Temperature

R.H.

4. 本次校准的技术依据:

Reference documents for the calibration:

JJG 176-2022 声校准器检定规程 V.R. of Sound Calibrators

5. 本次校准所使用的主要计量标准器具:

Major standards of measurement used in the calibration:

设备名称/型号规格/测量范围	编号	证书号/有效期/溯源单位	计量特性
Name of Equipment	Serial No.	Certificate No./Due Date	Metrological
/Model/Type/Range		/Traceability to	Characteristic
动态信号分析仪	2392397	SXE202500778	电压: $U_{ref}=0.2\%$, 频
Dynamical Signal Analyzer		/2026-04-16	率: $U_{ref}=0.002\%$ ($k=2$)
/3560C (3110模块) /0.1		/本中心	Voltage: $U_{ref}=0.2\%$, Frequency
Hz~200 kHz			: $U_{ref}=0.002\%$ ($k=2$)
工作标准传声器	2383233	SXE202500423	20 Hz~4 kHz, $U=0.20\text{dB}$
Working standard microphone		/2026-03-03	5 kHz~20 kHz, $U=0.50\text{dB}$
/4190/20 Hz~20 kHz		/本中心	($k=2$)
声校准器	2730392	SXE202500307	1 级
Sound Level Calibrator		/2026-02-09	Class 1
/4231/94 dB, 114 dB		/本中心	

注: 1. 本证书校准结果只与受校准仪器有关。The results relate only to the items calibrated.

Note: 2. 未经本机构书面批准, 不得部分复制此证书。This certificate shall not be reproduced except in full, without the written approval of our laboratory.

3. “客户名称”、“联络信息”由委托方提供, “制造厂”、“型号规格”、“出厂编号”以及“设备编号”为仪器上标注, 委托方对上面内容如有异议, 须在收到证书后二十个工作日内提出。

The information Name of the Customer and Contact Information are provided by client, and the Manufacturer, Model/Type, Serial No. and Equipment No. are marked on the items. Client shall submit any objection within 20 working days after receiving the certificate for the information above.

计量
证书



校准结果 RESULTS OF CALIBRATION

证书编号 SXE202510293
Certificate No.

原始记录号 SXE202510293
Record No.

第 4 页, 共 4 页
Page of

说明:

Note:

1 测量结果扩展不确定度:

Expanded uncertainty of measurement results:

声压级: $U=0.15$ dB, 频率: $U_{rel}=0.1\%$, 总失真+噪声: $U=0.4\%$, 包含因子: $k=2$

Sound Pressure Level, Frequency, Total distortion + noise, Coverage factor

2 本证书中给出的扩展不确定度依据JJF1059.1-2012《测量不确定度评定与表示》评定, 由合成标准不确定度乘以包含概率约为95%时对应的包含因子 k 得到。

The expanded uncertainty given in this certificate is evaluated according to JJF 1059.1-2012 "Evaluation and Expression of Uncertainty in Measurement", which is obtained by multiplying the combined standard uncertainty by the coverage factor k corresponding to the coverage probability of about 95%.

3 校准结果符合性判定依据JJF 1094-2002《测量仪器特性评定》之5.3.1和JJG 176-2022《声校准器检定规程》。

Decision rules of conformity are JJF 1094-2002 *Evaluation of the Characteristics of Measuring Instruments* (5.3.1) and JJG 176-2022 *V.R. of Sound Calibrators*.

4 结论: 被校准仪器校准结果符合 JJG 176-2022 (1级)全部后续项目技术要求。

Conclusion: The data of instrument calibrated comply with the technical characteristics of all subsequent items in JJG 176-2022 (for Class 1).

5 该仪器的溯源日期为本证书的“校准日期”, 由于复校时间间隔的长短是由仪器的使用情况、使用者、

仪器本身质量等诸因素所决定的, 因此, 送校单位可根据实际使用情况自主决定复校时间间隔。

更换重要部件、维修或对仪器性能有怀疑时, 应及时校准。

The traceability date of this instrument is the "Calibration Date" on this certificate, Since the calibration interval is determined by the use of the instrument, operation of the user, the quality of the instrument itself and other factors, the re-calibration date can be decided by the user according to the actual situation. In case of replacement of important parts, maintenance or doubt on the performance of the instrument, it shall be calibrated in time.

6 校准活动中对测量结果有影响的条件:

Conditions under which the calibrations were made that have an influence on the measurement results

温度 (Temperature): (25 ± 1) °C

湿度 (Humidity): $(40\sim50)$ %RH

静压 (Static pressure): $(100.0\sim101.0)$ kPa

华测计量检测有限公司

CTI MEASUREMENT AND TESTING CO., LTD.

校准证书

Calibration Certificate

证书编号

Certificate No.

C2509253990002

第1页共7页

Page of

委托单位

Customer

上峰检测认证有限公司

委托单位地址

Address

香港荃湾海盛路3号TML广场10楼D6A室

器具名称

Name of instrument

声级计

型号规格

Model

AWA5661

制造商

Manufacturer

杭州爱华仪器有限公司

出厂编号

Serial No.

301135

管理编号

Management No.

接收日期

Received date

2025/09/26

校准日期

Calibration date

2025/09/27

发布日期

Issue date

2025/09/28

建议下次校准日期

Next calibration date

2026/09/26



批准

Approved by

曾财萍

曾财萍

审核

Inspected by

刘然

刘然

校准

Calibrated by

李少雄

李少雄

总部地址：广东省深圳市宝安区西乡街道铁岗社区桃花源科技创新园B、C栋

Headquarter address: Building B and C, Taohuayuan Sci-Tech Innovation Park, Tiegang Community, Xixiang Sub-district, Bao'an District, Shenzhen, Guangdong, China

实验室地址：广东省深圳市宝安区西乡街道铁岗社区桃花源科技创新园B、C栋

Laboratory address: Building B and C, Taohuayuan Sci-Tech Innovation Park, Tiegang Community, Xixiang Sub-district, Bao'an District, Shenzhen, Guangdong, China

邮编 Post code: 518101

电话 Tel.: 86-755-33682045

电子邮箱 E-mail: calibration@cti-cert.com

说明

Directions

证书编号 C2509253990002
Certificate No.

第 2 页 共 7 页
Page of

1. 本证书校准结果均可溯源至国际单位制 (SI) 单位。

The results are traceable to International System of Units(SI).

2. 证书未盖本公司证书/报告章及骑缝章无效。未经本公司书面批准, 不得部分复制此证书。

Any certificate is deemed to be invalid without both the certificate/report seal and its across-page seal. This certificate shall not be copied partly without the written approval.

3. 本证书校准结果只与受校准仪器有关。如证书中的英文内容与中文内容有差异, 以中文为准。

The results relate only to the items calibrated. In case of any discrepancy between the English version and Chinese version of the certificate(if generated), the Chinese version shall prevail.

4. 本次校准的技术依据:

Reference documents for the calibration

JJG 188-2017 声级计检定规程

5. 校准地点、环境条件:

Place and environment condition during calibration

地点: 本实验室力学室(6)

Place

温度: 22.3℃

Temperature

相对湿度: 52%

R.H.



计量溯源性声明

6. 本次校准所使用的主要计量标准器具:

Main measurement standards used in the calibration

名称/型号规格	编号	测量范围	准确度等级/最大允许误差/不确定度	证书号/溯源机构	有效期
Name/Model	Serial No.	Measurement range	Accuracy class/Maximum permissible error/Uncertainty	Certificate No./Traceability to	Due date
声校准器 4231	3014336	94dB~114dB	1级	SXE202510332 广东省计量科学研究院	2026/07/07
消音箱 AWA188	080312	10Hz~20kHz (20~130) dB	$U=0.8\text{dB}, k=2$	JL2411712691 深圳市计量质量检测研究院	2029/09/09
声频功率放大器 AWA5871	080649	/	$U=0.03\text{dB}, k=2$	SXE202501365 广东省计量科学研究院	2026/07/08
有源耦合腔 AWA6153S+	2006409	10Hz~400Hz	声压级: $U=0.2\text{dB}, k=2$ 失真度: $U=0.2\%, k=2$	SXE202483069 广东省计量科学研究院	2026/07/22
传声器 4192	2996596	1Hz~20000Hz	20Hz~4kHz: $U=0.20\text{dB}, k=2$; 5kHz~20kHz: $U=0.50\text{dB}, k=2$	SXE202501375 广东省计量科学研究院	2026/07/14
信号发生器 AWA1650	089943	0.5Hz~20kHz	电压: $U_{\text{rel}}=0.2\%, k=2$ 频率: $U_{\text{rel}}=0.1\%, k=2$	SXE202501364 广东省计量科学研究院	2026/07/08

说明

Directions

证书编号 C2509253990002
Certificate No.

第 3 页 共 7 页
Page of

名称/型号规格 Name/Model	编号 Serial No.	测量范围 Measurement range	准确度等级/最大允许误差/不确定度 Accuracy class/Maximum permissible error/Uncertainty	证书号/溯源机构 Certificate No./Traceability to	有效期 Due date
测试声源(扬声器) AWA5511A	090677	20Hz~20kHz	最大声压级: $U=0.6\text{dB}, k=2$ 声源稳定性: $U=0.6\text{dB}, k=2$ 总失真: $U_{\text{rel}}=2.7\%, k=2$ 频率响应: $U=0.6\text{dB}, k=2$	SXE202501372 广东省计量科学研究院	2026/07/14
测量放大器 AWA5810D	089909	4Hz~20kHz	灵敏度: $U=0.04\text{dB}, k=2$ 频率计权: $U=0.2\text{dB}, k=2$ 线性计权: 4Hz ~ 10Hz: $U=0.11\text{dB}, k=2$ 10Hz ~ 20kHz: $U=0.04\text{dB}, k=2$	SXE202583084 广东省计量科学研究院	2026/07/10
信号发生器(碎发音发生器) AWA1650	089943	10Hz~20kHz	时间: (0.1~10) ms: $U_{\text{rel}}=0.36\%, k=2$ (> 10~200) ms: $U_{\text{rel}}=0.28\%, k=2$ (> 0.2~10) s: $U_{\text{rel}}=0.24\%, k=2$ 频率: $U_{\text{rel}}=0.01\%, k=2$ 电压: $U_{\text{rel}}=0.1\%, k=2$	SXE202583085 广东省计量科学研究院	2026/07/14

校准结果

Results of calibration

证书编号 C2509253990002
Certificate No.

第 4 页 共 7 页
Page of

1. 外观及工作正常性检查
Appearance and function check
正常 Normal

2. 指示声级调整 (1000Hz)

声级计频率计权	声校准器频率	声校准器标准值	调校前声级计示值	调校后声级计示值	接受限	结论
	(Hz)	(dB)	(dB)	(dB)	(dB)	Pass/Fail
A	1000	94	93.5	94.0	93.7 ~ 94.3	Pass

3. 频率计权的声信号实验 (频率: 1000Hz/A频率计权)

声压级标准值	声压级指示值	接受限	结论
(dB)	(dB)	(dB)	Pass/Fail
44	44.2	43.2 ~ 44.8	Pass
54	54.1	53.2 ~ 54.8	Pass
64	64.0	63.2 ~ 64.8	Pass
74	74.0	73.2 ~ 74.8	Pass
84	84.0	83.2 ~ 84.8	Pass
94	94.0	93.2 ~ 94.8	Pass
104	104.0	103.2 ~ 104.8	Pass
114	114.1	113.2 ~ 114.8	Pass

4. 本机自生噪音

测试类型	频率计权	实测值 (dB)
声信号	A	41.2
	A	41.5
电信号	C	46.3
	Z	48.6

5. 级线性 (1dB ~ 10dB内变化): 起始点指示声级

频率	测量项目	90 dB 实测值	接受限	结论
(Hz)	----	(dB)	(dB)	Pass/Fail
1000	起始点以上每间隔10dB最大偏差	+0.1	± 0.3	Pass
	起始点以下每间隔10dB最大偏差	0.0	± 0.3	Pass
	距上限5dB内每隔1dB最大偏差	0.0	± 0.3	Pass
	距下限5dB内每隔1dB最大偏差	-0.1	± 0.3	Pass
8000	起始点以上每间隔10dB最大偏差	0.0	± 0.3	Pass
	起始点以下每间隔10dB最大偏差	0.0	± 0.3	Pass
	距上限5dB内每隔1dB最大偏差	-0.1	± 0.3	Pass
	距下限5dB内每隔1dB最大偏差	0.0	± 0.3	Pass

校准结果

Results of calibration

证书编号 C2509253990002
Certificate No.

第 5 页 共 7 页
Page of

6. 频率计权

频率 (Hz)	A计权标准值 (dB)	声压级指示值 (dB)	接受限 (dB)	结论 Pass/Fail
20	-50.5	-50.6	-48.5 ~ -52.5	Pass
31.5	-39.4	-39.5	-37.9 ~ -40.9	Pass
63	-26.2	-26.2	-25.2 ~ -27.2	Pass
125	-16.1	-16.2	-15.1 ~ -17.1	Pass
250	-8.6	-8.6	-7.6 ~ -9.6	Pass
500	-3.2	-3.2	-2.2 ~ -4.2	Pass
1000	0.0	0.0	+0.7 ~ -0.7	Pass
2000	+1.2	+1.2	+2.2 ~ +0.2	Pass
4000	+1.0	+1.0	+2.0 ~ 0.0	Pass
8000	-1.1	-1.3	+0.4 ~ -3.6	Pass
16000	-6.6	-9.6	-4.1 ~ -22.6	Pass
20000	-9.3	-22.5	-6.3 ~ -∞	Pass

频率 (Hz)	C计权标准值 (dB)	声压级指示值 (dB)	接受限 (dB)	结论 Pass/Fail
20	-6.2	-6.2	-4.2 ~ -8.2	Pass
31.5	-3.0	-3.0	-1.5 ~ -4.5	Pass
63	-0.8	-0.8	+0.2 ~ -1.8	Pass
125	-0.2	-0.2	+0.8 ~ -1.2	Pass
250	0.0	0.0	+1.0 ~ -1.0	Pass
500	0.0	0.0	+1.0 ~ -1.0	Pass
1000	0.0	0.0	+0.7 ~ -0.7	Pass
2000	-0.2	-0.2	+0.8 ~ -1.2	Pass
4000	-0.8	-0.8	+0.2 ~ -1.8	Pass
8000	-3.0	-3.0	-1.5 ~ -4.5	Pass
16000	-8.5	-11.5	-6.0 ~ -24.5	Pass
20000	-11.2	-24.3	-8.2 ~ -∞	Pass

校准结果

Results of calibration

证书编号 C2509253990002
Certificate No.

第 6 页 共 7 页
Page of

频率 (Hz)	Z计权标准值 (dB)	声压级指示值 (dB)	接受限 (dB)	结论 Pass/Fail
20	0.0	-0.1	+2.0 ~ -2.0	Pass
31.5	0.0	-0.1	+1.5 ~ -1.5	Pass
63	0.0	0.0	+1.5 ~ -1.5	Pass
125	0.0	0.0	+1.0 ~ -1.0	Pass
250	0.0	0.0	+1.0 ~ -1.0	Pass
500	0.0	0.0	+1.0 ~ -1.0	Pass
1000	0.0	0.0	+0.7 ~ -0.7	Pass
2000	0.0	0.0	+1.0 ~ -1.0	Pass
4000	0.0	0.0	+1.0 ~ -1.0	Pass
8000	0.0	0.0	+1.5 ~ -2.5	Pass
16000	0.0	-0.1	+2.5 ~ -16.0	Pass
20000	0.0	-0.3	+3.0 ~ -∞	Pass

7. 1kHz处的频率计权

A计权参考声级 (dB)	C频率计权相对A频率计权的偏差 (dB)	Z频率计权相对A频率计权的偏差 (dB)	结论 Pass/Fail	接受限 (dB)
94	0.0	-0.1	Pass	± 0.2

8. F和S时间计权

衰减速率 (dB/s)	实测值 (dB/s)	接受限 (dB/s)	结论 Pass/Fail
快 (F) 计权	34.6	31.0 ~ 38.5	Pass
慢 (S) 计权	4.4	3.6 ~ 5.1	Pass

9. 猝发音响应 (A计权)

猝发音持续时间 (ms)	(LAFmax-LA)标准值 (dB)	(LAFmax-LA)指示值 (dB)	接受限 (dB)	结论 Pass/Fail
200	-1.0	-1.0	-0.5 ~ -1.5	Pass
2	-18.0	-18.0	-17.0 ~ -18.5	Pass
0.25	-27.0	-27.1	-26.0 ~ -30.0	Pass
猝发音持续时间 (ms)	(LASmax-LA)标准值 (dB)	(LSFmax-LA)指示值 (dB)	接受限(dB)	结论 Pass/Fail
200	-7.4	-7.4	-6.9 ~ -7.9	Pass
2	-27.0	-27.2	-26.0 ~ -30.0	Pass

校准结果

Results of calibration

第 7 页 共 7 页
Page of证书编号 C2509253990002
Certificate No.

注: 仪器配传声器型号: AWA14425, 传声器编号: 61356

本次校准结果的扩展不确定度为:

Expanded uncertainty of measurement:

声信号: 20Hz~200Hz, $U=0.5$ dB, $k=2$; 250Hz~400Hz, $U=0.4$ dB, $k=2$; 500Hz~1250Hz, $U=0.4$ dB, $k=2$; 1600Hz~10000Hz, $U=0.6$ dB, $k=2$; 12.5kHz~20kHz, $U=1.0$ dB;正弦电信号: (0~140) dB, (20~20000) Hz, $U=0.3$ dB, $k=2$;猝发音电信号: (0~140) dB, (1000~8000) Hz, (0.25~1000)ms $U=0.3$ dB, $k=2$;时间计权 F 和 S: F:(25~40)dB/s, $U=3.2$ dB/s, $k=2$; S:(1~10)dB/s, $U=0.3$ dB/s, $k=2$ 。

备注:

Notes

1. 依据JJF1059.1-2012测量不确定度评定与表示。
According to JJF1059.1-2012 Evaluation and Expression of Uncertainty in Measurement.
2. 校准项目符合1级技术要求。
The calibrated measurand are accord with class 1 technical specifications.

以下空白
Blank below