

High-Volume TSP Sampler  
5-Point Calibration Record

Location : AM1(ICC)  
Calibrated by : K.T.Ho  
Date : 10/03/2023

Sampler

Model : TE-5170  
Serial Number : S/N 0767

Calibration Orifice and Standard Calibration Relationship

Serial Number : 2454  
Service Date : 15 December 2022  
Slope (m) : 2.06918  
Intercept (b) : -0.04220  
Correlation Coefficient(r) : 0.99997

Standard Condition

Pstd (hpa) : 1013  
Tstd (K) : 298.18

Calibration Condition


Pa (hpa) : 1023  
Ta(K) : 295

Resistance Plate	dH [green liquid] (inch water)	Z	X=Qstd (cubic meter/min)	IC (chart)	Y (corrected)
1   18 holes	11.8	3.470	1.697	55	55.56
2   13 holes	9.0	3.030	1.485	50	50.51
3   10 holes	6.6	2.595	1.275	44	44.45
4   7 holes	4.2	2.070	1.021	37	37.38
5   5 holes	2.5	1.597	0.792	30	30.30

Notes: $Z=\text{SQRT}\{dH(Pa/Pstd)(Tstd/Ta)\}$ ,  $X=Z/m-b$ ,  $Y(\text{Corrected Flow})=IC*\{\text{SQRT}(Pa/Pstd)(Tstd/Ta)\}$

Sampler Calibration Relationship

Slope(m):28.008      Intercept(b):8.507      Correlation Coefficient(r):0.9992

Checked by:   
Magnum Fan

Date: 13/03/2023

High-Volume TSP Sampler  
5-Point Calibration Record

Location : AM1(ICC)  
Calibrated by : K.T.Ho  
Date : 10/05/2023

Sampler

Model : TE-5170  
Serial Number : S/N 0767

Calibration Orifice and Standard Calibration Relationship

Serial Number : 2454  
Service Date : 15 December 2022  
Slope (m) : 2.06918  
Intercept (b) : -0.04220  
Correlation Coefficient(r) : 0.99997

Standard Condition

Pstd (hpa) : 1013  
Tstd (K) : 298.18

Calibration Condition


Pa (hpa) : 1014  
Ta(K) : 297

Resistance Plate	dH [green liquid] (inch water)	Z	X=Qstd (cubic meter/min)	IC (chart)	Y (corrected)
1   18 holes	10.2	3.201	1.567	60	60.14
2   13 holes	7.4	2.727	1.338	50	50.12
3   10 holes	5.6	2.372	1.167	42	42.10
4   7 holes	3.6	1.902	0.939	32	32.07
5   5 holes	2.4	1.553	0.771	20	20.05

Notes: $Z=\text{SQRT}\{dH(Pa/Pstd)(Tstd/Ta)\}$ ,  $X=Z/m-b$ ,  $Y(\text{Corrected Flow})=IC*\{\text{SQRT}(Pa/Pstd)(Tstd/Ta)\}$

Sampler Calibration Relationship

Slope(m):49.145      Intercept(b):-15.942      Correlation Coefficient(r):0.9956

Checked by:   
Magnum Fan

Date: 12/05/2023



# Certificate of Calibration

Calibration Certification Information			
Cal. Date:	December 15, 2022	Rootsmer S/N:	438320
Operator:	Jim Tisch	Ta:	295 °K
Calibration Model #:	TE-5025A	Pa:	742.4 mm Hg
		Calibrator S/N:	<b>2454</b>

Run	Vol. Init (m3)	Vol. Final (m3)	ΔVol. (m3)	ΔTime (min)	ΔP (mm Hg)	ΔH (in H2O)
1	1	2	1	1.4060	3.2	2.00
2	3	4	1	0.9980	6.4	4.00
3	5	6	1	0.8900	7.9	5.00
4	7	8	1	0.8520	8.8	5.50
5	9	10	1	0.7040	12.7	8.00

Data Tabulation					
Vstd (m3)	Qstd (x-axis)	$\sqrt{\Delta H \left( \frac{Pa}{Pstd} \right) \left( \frac{Tstd}{Ta} \right)}$ (y-axis)	Va	Qa (x-axis)	$\sqrt{\Delta H \left( \frac{Ta}{Pa} \right)}$ (y-axis)
0.9826	0.6988	1.4049	0.9957	0.7082	0.8914
0.9783	0.9803	1.9868	0.9914	0.9934	1.2607
0.9763	1.0970	2.2213	0.9894	1.1116	1.4095
0.9751	1.1445	2.3297	0.9881	1.1598	1.4783
0.9700	1.3778	2.8097	0.9829	1.3962	1.7829
<b>QSTD</b>	m=	<b>2.06918</b>	<b>QA</b>	m=	<b>1.29568</b>
	b=	<b>-0.04220</b>		b=	<b>-0.02677</b>
	r=	<b>0.99997</b>		r=	<b>0.99997</b>

Calculations			
Vstd=	$\Delta Vol \left( \frac{Pa - \Delta P}{Pstd} \right) \left( \frac{Tstd}{Ta} \right)$	Va=	$\Delta Vol \left( \frac{Pa - \Delta P}{Pa} \right)$
Qstd=	Vstd/ΔTime	Qa=	Va/ΔTime
For subsequent flow rate calculations:			
Qstd=	$1/m \left( \left( \sqrt{\Delta H \left( \frac{Pa}{Pstd} \right) \left( \frac{Tstd}{Ta} \right)} \right) - b \right)$	Qa=	$1/m \left( \left( \sqrt{\Delta H \left( \frac{Ta}{Pa} \right)} \right) - b \right)$

Standard Conditions	
Tstd:	298.15 °K
Pstd:	760 mm Hg
<b>Key</b>	
ΔH:	calibrator manometer reading (in H2O)
ΔP:	rootsmer manometer reading (mm Hg)
Ta:	actual absolute temperature (°K)
Pa:	actual barometric pressure (mm Hg)
b:	intercept
m:	slope

RECALIBRATION
US EPA recommends annual recalibration per 1998 40 Code of Federal Regulations Part 50 to 51, Appendix B to Part 50, Reference Method for the Determination of Suspended Particulate Matter in the Atmosphere, 9.2.17, page 30



---

### SUB-CONTRACTING REPORT

---

CONTACT	: MR K.W. FAN	WORK ORDER	: <b>HK2241671</b>
CLIENT	: ENVIROTECH SERVICES CO.		
ADDRESS	: RM 712, 7/F, MY LOFT 9 HOI WING ROAD, TUEN MUN, N.T., HK	SUB-BATCH	: 1
		DATE RECEIVED	: 21-OCT-2022
		DATE OF ISSUE	: 1-NOV-2022
PROJECT	: ---	NO. OF SAMPLES	: 1
		CLIENT ORDER	: ---

---

#### General Comments

- Sample(s) was/ were submitted by client. Sample(s) arrived laboratory in ambient condition. The result(s) related only to the item(s) tested.
  - Sample information (Project name, Sample ID, Sampling date/time, etc.) is provided by client.
  - Result(s) of sample(s) is/are reported on as received basis, unless otherwise specified.
  - Calibration was subcontracted to and analysed by Action-United Environmental Services & Consulting.
- 

#### Signatories

This document has been signed by those names that appear on this report and are the authorised signatories

Signatories

Position

Richard Fung

Managing Director

---

---

This is the Final Report and supersedes any preliminary report with this batch number.

All pages of this report have been checked and approved for release.

**ALS Technichem (HK) Pty Ltd**  
Part of the **ALS Laboratory Group**



WORK ORDER : HK2241671  
SUB-BATCH : 1  
CLIENT : ENVIROTECH SERVICES CO.  
PROJECT : ----

ALS Lab ID	Client's Sample ID	Sample Type	Sample Date	External Lab Report No.
HK2241671-001	S/N: 781282	Equipments	21-Oct-2022	S/N: 781282

## Equipment Verification Report (TSP)

### Equipment Calibrated:

Type: Laser Dust monitor  
Manufacturer: Sibata LD – 5R  
Serial No. 781282  
Equipment Ref: NA  
Job Order HK2241671

### Standard Equipment:

Standard Equipment: Higher Volume Sampler (TSP)  
Location & Location ID: AUES office (calibration room)  
Equipment Ref: HVS 018  
Last Calibration Date: 13 September 2022

### Equipment Verification Results:

Verification Date: 25 October 2022

Hour	Time	Mean Temp °C	Mean Pressure (hPa)	Concentration in $\mu\text{g}/\text{m}^3$ (Standard Equipment)	Total Count (Calibrated Equipment)	Count/Minute (Total Count/min)
2hr01mins	09:20 ~ 11:21	23.8	1018.2	33.7	1929	16.0
2hr02mins	11:23 ~ 13:25	23.8	1018.2	27.9	1686	13.8
2hr04mins	13:27 ~ 15:31	23.8	1018.2	43.6	2045	16.5

### Linear Regression of Y or X

Slope (K-factor): 2.3277 ( $\mu\text{g}/\text{m}^3$ )/CPM

Correlation Coefficient (R) 0.9733

Date of Issue 26 October 2022

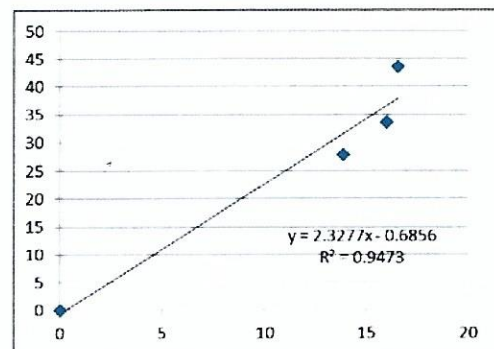
### Remarks:

1. **Strong** Correlation ( $R > 0.8$ )
2. Factor 2.3277 ( $\mu\text{g}/\text{m}^3$ )/CPM should be applied for TSP monitoring

\*If  $R < 0.5$ , repair or re-verification is required for the equipment

Operator : Fai So Signature :  Date : 26 October 2022

QC Reviewer : Ben Tam Signature :  Date : 26 October 2022



## TSP SAMPLER CALIBRATION CALCULATION SPREADSHEET

Location : Gold King Industrial Building, Kwai Chung  
 Location ID : Calibration Room

Date of Calibration: 13-Sep-22  
 Next Calibration Date: 13-Dec-22

### CONDITIONS

Sea Level Pressure (hPa)	1007.3	Corrected Pressure (mm Hg)	755.475
Temperature (°C)	31.7	Temperature (K)	305

### CALIBRATION ORIFICE

Make->	TISCH	Qstd Slope ->	1.99838
Model->	5025A	Qstd Intercept ->	-0.00903
Calibration Date->	27-Dec-21	Expiry Date->	27-Dec-22

### CALIBRATION

Plate No.	H2O (L) (in)	H2O (R) (in)	H2O (in)	Qstd (m3/min)	I (chart)	IC corrected	LINEAR REGRESSION		
							Slope =	Intercept =	Corr. coeff. =
18	6	6	12.0	1.714	54	53.24	30.1792	1.5486	0.9961
13	4.9	4.9	9.8	1.549	48	47.33			
10	3.7	3.7	7.4	1.347	44	43.38			
.8	2.5	2.5	5.0	1.108	36	35.50			
5	1.6	1.6	3.2	0.887	28	27.61			

**Calculations :**

$$Qstd = 1/m[\text{Sqrt}(H2O(Pa/Pstd)(Tstd/Ta))-b]$$

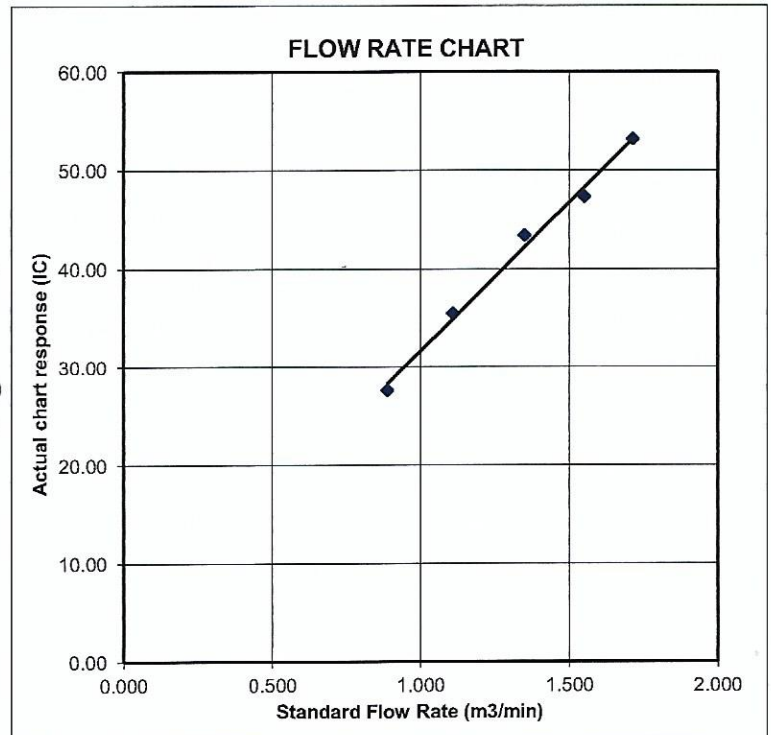
$$IC = I[\text{Sqrt}(Pa/Pstd)(Tstd/Ta)]$$

Qstd = standard flow rate  
 IC = corrected chart responses  
 I = actual chart response  
 m = calibrator Qstd slope  
 b = calibrator Qstd intercept  
 Ta = actual temperature during calibration ( deg K )  
 Pstd = actual pressure during calibration ( mm Hg )

**For subsequent calculation of sampler flow:**

$$1/m(( I )[\text{Sqrt}(298/Tav)(Pav/760)]-b)$$

m = sampler slope  
 b = sampler intercept  
 I = chart response  
 Tav = daily average temperature  
 Pav = daily average pressure





# Certificate of Calibration

Calibration Certification Information			
Cal. Date: December 27, 2021	Rootsmeter S/N: 438320	Ta: 295	°K
Operator: Jim Tisch		Pa: 740.4	mm Hg
Calibration Model #: TE-5025A	Calibrator S/N: <b>1612</b>		

Run	Vol. Init (m3)	Vol. Final (m3)	ΔVol. (m3)	ΔTime (min)	ΔP (mm Hg)	ΔH (in H2O)
1	1	2	1	1.3890	3.2	2.00
2	3	4	1	0.9760	6.4	4.00
3	5	6	1	0.8740	7.9	5.00
4	7	8	1	0.8320	8.8	5.50
5	9	10	1	0.6870	12.7	8.00

Data Tabulation					
Vstd (m3)	Qstd (x-axis)	$\sqrt{\Delta H \left( \frac{Pa}{Pstd} \right) \left( \frac{Tstd}{Ta} \right)}$ (y-axis)	Va	Qa (x-axis)	$\sqrt{\Delta H (Ta/Pa)}$ (y-axis)
0.9799	0.7055	1.4029	0.9957	0.7168	0.8927
0.9756	0.9996	1.9841	0.9914	1.0157	1.2624
0.9736	1.1140	2.2183	0.9893	1.1320	1.4114
0.9724	1.1688	2.3265	0.9881	1.1876	1.4803
0.9673	1.4079	2.8059	0.9828	1.4306	1.7853
<b>QSTD</b>	m=	<b>1.99838</b>	<b>QA</b>	m=	<b>1.25135</b>
	b=	<b>-0.00903</b>		b=	<b>-0.00574</b>
	r=	<b>0.99999</b>		r=	<b>0.99999</b>

Calculations	
Vstd= $\Delta Vol \left( \frac{Pa - \Delta P}{Pstd} \right) \left( \frac{Tstd}{Ta} \right)$	Va= $\Delta Vol \left( \frac{Pa - \Delta P}{Pa} \right)$
Qstd= Vstd/ΔTime	Qa= Va/ΔTime
For subsequent flow rate calculations:	
Qstd= $1/m \left( \left( \sqrt{\Delta H \left( \frac{Pa}{Pstd} \right) \left( \frac{Tstd}{Ta} \right)} \right) - b \right)$	Qa= $1/m \left( \left( \sqrt{\Delta H (Ta/Pa)} \right) - b \right)$

Standard Conditions	
Tstd:	298.15 °K
Pstd:	760 mm Hg
Key	
ΔH:	calibrator manometer reading (in H2O)
ΔP:	rootsmeter manometer reading (mm Hg)
Ta:	actual absolute temperature (°K)
Pa:	actual barometric pressure (mm Hg)
b:	intercept
m:	slope

RECALIBRATION
US EPA recommends annual recalibration per 1998 40 Code of Federal Regulations Part 50 to 51, Appendix B to Part 50, Reference Method for the Determination of Suspended Particulate Matter in the Atmosphere, 9.2.17, page 30





## ALS Laboratory Group

ANALYTICAL CHEMISTRY & TESTING SERVICES

### SUB-CONTRACTING REPORT

CONTACT	: MR K.W. FAN	WORK ORDER	: <b>HK2219480</b>
CLIENT	: ENVIROTECH SERVICES CO.		
ADDRESS	: RM 712, 7/F, MY LOFT 9 HOI WING ROAD, TUEN MUN, N.T., HK	SUB-BATCH	: 1
		DATE RECEIVED	: 26-MAY-2022
		DATE OF ISSUE	: 7-JUN-2022
PROJECT	: ----	NO. OF SAMPLES	: 1
		CLIENT ORDER	: ----

#### General Comments

- Sample(s) was/ were submitted by client. Sample(s) arrived laboratory in ambient condition. The result(s) related only to the item(s) tested.
- Sample information (Project name, Sample ID, Sampling date/time, etc.) is provided by client.
- Calibration was subcontracted to and analysed by Action-United Environmental Services & Consulting.

#### Signatories

This document has been signed by those names that appear on this report and are the authorised signatories

Signatories

Position

Richard Fung

Managing Director

This is the Final Report and supersedes any preliminary report with this batch number.

All pages of this report have been checked and approved for release.

ALS Technichem (HK) Pty Ltd  
Part of the ALS Laboratory Group

11/F Chung Shun Knitting Centre 1 - 3 Wing Yip Street Kwai Chung N.T. Hong Kong  
Kwai Tsing Hong Kong

WORK ORDER : HK2219480  
SUB-BATCH : 1  
CLIENT : ENVIROTECH SERVICES CO.  
PROJECT : ----



ALS Lab ID	Client's Sample ID	Sample Type	Sample Date	External Lab Report No.
HK2219480-001	S/N: 476664	Equipments	26-May-2022	S/N: 476664

# Equipment Verification Report (TSP)

## Equipment Calibrated:

Type: Laser Dust monitor  
Manufacturer: Sibata LD – 3B  
Serial No. 476664  
Equipment Ref: NA  
Job Order HK2219480

## Standard Equipment:

Standard Equipment: Higher Volume Sampler (TSP)  
Location & Location ID: AUES office (calibration room)  
Equipment Ref: HVS 018  
Last Calibration Date: 27 May 2022

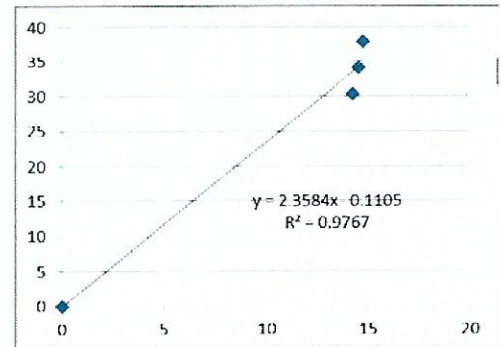
## Equipment Verification Results:

Verification Date: 27 May 2022

Hour	Time	Mean Temp °C	Mean Pressure (hPa)	Concentration in $\mu\text{g}/\text{m}^3$ (Standard Equipment)	Total Count (Calibrated Equipment)	Count/Minute (Total Count/min)
2hr01mins	09:27 ~ 11:28	27.4	1004.3	38.0	1779	14.8
2hr01mins	11:32 ~ 13:33	27.4	1004.3	30.3	1727	14.2
2hr	13:37 ~ 15:37	27.4	1004.3	34.1	1751	14.6

## Linear Regression of Y or X

Slope (K-factor): 2.3584 ( $\mu\text{g}/\text{m}^3$ )/CPM  
Correlation Coefficient (R) 0.9883  
Date of Issue 2 June 2022




## Remarks:

1. **Strong** Correlation ( $R > 0.8$ )
2. Factor 2.3584 ( $\mu\text{g}/\text{m}^3$ )/CPM should be applied for TSP monitoring

\*If  $R < 0.5$ , repair or re-verification is required for the equipment

Operator : Fai So Signature :  Date : 2 June 2022

QC Reviewer : Ben Tam Signature :  Date : 2 June 2022

## TSP SAMPLER CALIBRATION CALCULATION SPREADSHEET

Location : Gold King Industrial Building, Kwai Chung Date of Calibration: 27-May-22  
 Location ID : Calibration Room Next Calibration Date: 27-Aug-22

### CONDITIONS

Sea Level Pressure (hPa)	1004.3	Corrected Pressure (mm Hg)	753.225
Temperature (°C)	27.4	Temperature (K)	300

### CALIBRATION ORIFICE

Make->	TISCH	Qstd Slope ->	1.99838
Model->	5025A	Qstd Intercept ->	-0.00903
Calibration Date->	27-Dec-21	Expiry Date->	27-Dec-22

### CALIBRATION

Plate No.	H2O (L) (in)	H2O (R) (in)	H2O (in)	Qstd (m3/min)	I (chart)	IC corrected	LINEAR REGRESSION		
							Slope =	Intercept =	Corr. coeff. =
18	6	6	12.0	1.723	54	53.54	29.5236	2.4681	0.9935
13	5	5	10.0	1.574	48	47.59			
10	3.7	3.7	7.4	1.354	44	43.63			
8	2.4	2.4	4.8	1.092	36	35.70			
5	1.6	1.6	3.2	0.892	28	27.76			

**Calculations :**

$$Qstd = 1/m[\text{Sqrt}(H20(Pa/Pstd)(Tstd/Ta))-b]$$

$$IC = I[\text{Sqrt}(Pa/Pstd)(Tstd/Ta)]$$

Qstd = standard flow rate

IC = corrected chart responses

I = actual chart response

m = calibrator Qstd slope

b = calibrator Qstd intercept

Ta = actual temperature during calibration ( deg K )

Pstd = actual pressure during calibration ( mm Hg )

**For subsequent calculation of sampler flow:**

$$1/m(( I )[\text{Sqrt}(298/Tav)(Pav/760)]-b)$$

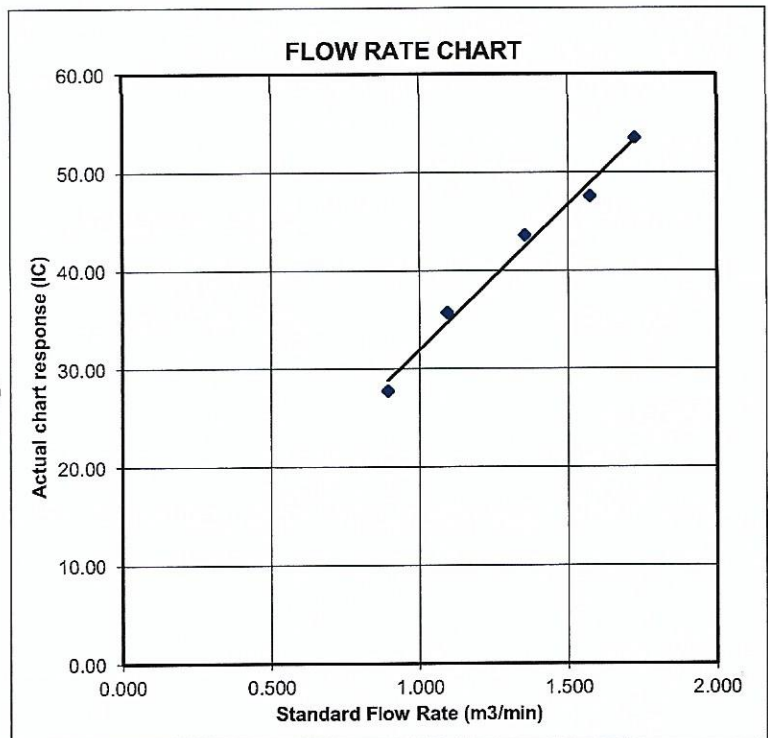
m = sampler slope

b = sampler intercept

I = chart response

Tav = daily average temperature

Pav = daily average pressure



# Certificate of Calibration

Calibration Certification Information			
Cal. Date: December 27, 2021	Rootsmeter S/N: 438320	Ta: 295	°K
Operator: Jim Tisch		Pa: 740.4	mm Hg
Calibration Model #: TE-5025A	Calibrator S/N: <b>1612</b>		

Run	Vol. Init (m3)	Vol. Final (m3)	ΔVol. (m3)	ΔTime (min)	ΔP (mm Hg)	ΔH (in H2O)
1	1	2	1	1.3890	3.2	2.00
2	3	4	1	0.9760	6.4	4.00
3	5	6	1	0.8740	7.9	5.00
4	7	8	1	0.8320	8.8	5.50
5	9	10	1	0.6870	12.7	8.00

Data Tabulation					
Vstd (m3)	Qstd (x-axis)	$\sqrt{\Delta H \left( \frac{Pa}{Pstd} \right) \left( \frac{Tstd}{Ta} \right)}$ (y-axis)	Va	Qa (x-axis)	$\sqrt{\Delta H \left( \frac{Ta}{Pa} \right)}$ (y-axis)
0.9799	0.7055	1.4029	0.9957	0.7168	0.8927
0.9756	0.9996	1.9841	0.9914	1.0157	1.2624
0.9736	1.1140	2.2183	0.9893	1.1320	1.4114
0.9724	1.1688	2.3265	0.9881	1.1876	1.4803
0.9673	1.4079	2.8059	0.9828	1.4306	1.7853
<b>QSTD</b>	m=	<b>1.99838</b>	<b>QA</b>	m=	<b>1.25135</b>
	b=	<b>-0.00903</b>		b=	<b>-0.00574</b>
	r=	<b>0.99999</b>		r=	<b>0.99999</b>

Calculations	
Vstd= $\Delta Vol \left( \frac{Pa - \Delta P}{Pstd} \right) \left( \frac{Tstd}{Ta} \right)$	Va= $\Delta Vol \left( \frac{Pa - \Delta P}{Pa} \right)$
Qstd= Vstd/ΔTime	Qa= Va/ΔTime
For subsequent flow rate calculations:	
Qstd= $1/m \left( \left( \sqrt{\Delta H \left( \frac{Pa}{Pstd} \right) \left( \frac{Tstd}{Ta} \right)} \right) - b \right)$	Qa= $1/m \left( \left( \sqrt{\Delta H \left( \frac{Ta}{Pa} \right)} \right) - b \right)$

Standard Conditions	
Tstd:	298.15 °K
Pstd:	760 mm Hg
<b>Key</b>	
ΔH: calibrator manometer reading (in H2O)	
ΔP: rootsmeter manometer reading (mm Hg)	
Ta: actual absolute temperature (°K)	
Pa: actual barometric pressure (mm Hg)	
b: intercept	
m: slope	

RECALIBRATION
US EPA recommends annual recalibration per 1998 40 Code of Federal Regulations Part 50 to 51, Appendix B to Part 50, Reference Method for the Determination of Suspended Particulate Matter in the Atmosphere, 9.2.17, page 30



---

### SUB-CONTRACTING REPORT

---

CONTACT	: MR K.W. FAN	WORK ORDER	: <b>HK2247804</b>
CLIENT	: ENVIROTECH SERVICES CO.		
ADDRESS	: RM 712, 7/F, MY LOFT 9 HOI WING ROAD, TUEN MUN, N.T., HK	SUB-BATCH	: 1
		DATE RECEIVED	: 30-NOV-2022
		DATE OF ISSUE	: 9-DEC-2022
PROJECT	: ----	NO. OF SAMPLES	: 1
		CLIENT ORDER	: ----

---

#### *General Comments*

- Sample(s) was/ were submitted by client. Sample(s) arrived laboratory in ambient condition. The result(s) related only to the item(s) tested.
  - Sample information (Project name, Sample ID, Sampling date/time, etc.) is provided by client.
  - Result(s) of sample(s) is/are reported on as received basis, unless otherwise specified.
  - Calibration was subcontracted to and analysed by Action-United Environmental Services & Consulting.
- 

#### *Signatories*

This document has been signed by those names that appear on this report and are the authorised signatories

*Signatories*

*Position*

Richard Fung

Managing Director

---

---

This report supersedes any previous report(s) with the same work order number.

All pages of this report have been checked and approved for release.

**ALS Technichem (HK) Pty Ltd**  
Part of the **ALS Laboratory Group**

WORK ORDER : HK2247804  
SUB-BATCH : 1  
CLIENT : ENVIROTECH SERVICES CO.  
PROJECT : ---



ALS Lab ID	Client's Sample ID	Sample Type	Sample Date	External Lab Report No.
HK2247804-001	S/N: 235780	Equipments	30-Nov-2022	S/N: 235780

# Equipment Verification Report (TSP)

## Equipment Calibrated:

Type: Laser Dust monitor  
Manufacturer: Sibata LD – 3B  
Serial No. 235780  
Equipment Ref: NA  
Job Order HK2247804

## Standard Equipment:

Standard Equipment: Higher Volume Sampler (TSP)  
Location & Location ID: AUES office (calibration room)  
Equipment Ref: HVS 018  
Last Calibration Date: 13 September 2022

## Equipment Verification Results:

Verification Date: 6 December 2022

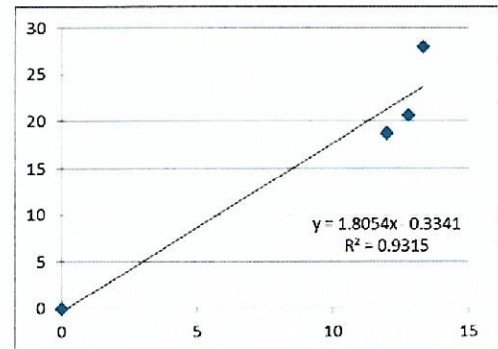
Hour	Time	Mean Temp °C	Mean Pressure (hPa)	Concentration in $\mu\text{g}/\text{m}^3$ (Standard Equipment)	Total Count (Calibrated Equipment)	Count/Minute (Total Count/min)
2hr01mins	09:37 ~ 11:38	17.1	1019.7	18.8	1451	12.0
2hr01mins	11:42 ~ 13:43	17.1	1019.7	20.7	1543	12.8
2hr01mins	13:48 ~ 15:49	17.1	1019.7	28.0	1605	13.3

## Linear Regression of Y or X

Slope (K-factor): 1.8054 ( $\mu\text{g}/\text{m}^3$ )/CPM

Correlation Coefficient (R) 0.9651

Date of Issue 7 December 2022



## Remarks:

1. **Strong** Correlation ( $R > 0.8$ )
2. Factor 1.8054 ( $\mu\text{g}/\text{m}^3$ )/CPM should be applied for TSP monitoring

\*If  $R < 0.5$ , repair or re-verification is required for the equipment

Operator : Fai So Signature :  Date : 7 December 2022

QC Reviewer : Ben Tam Signature :  Date : 7 December 2022



## TSP SAMPLER CALIBRATION CALCULATION SPREADSHEET

Location : Gold King Industrial Building, Kwai Chung  
 Location ID : Calibration Room

Date of Calibration: 13-Sep-22  
 Next Calibration Date: 13-Dec-22

### CONDITIONS

Sea Level Pressure (hPa)	1007.3	Corrected Pressure (mm Hg)	755.475
Temperature (°C)	31.7	Temperature (K)	305

### CALIBRATION ORIFICE

Make->	TISCH	Qstd Slope ->	1.99838
Model->	5025A	Qstd Intercept ->	-0.00903
Calibration Date->	27-Dec-21	Expiry Date->	27-Dec-22

### CALIBRATION

Plate No.	H2O (L) (in)	H2O (R) (in)	H2O (in)	Qstd (m3/min)	I (chart)	IC corrected	LINEAR REGRESSION
18	6	6	12.0	1.714	54	53.24	Slope = 30.1792 Intercept = 1.5486 Corr. coeff. = 0.9961
13	4.9	4.9	9.8	1.549	48	47.33	
10	3.7	3.7	7.4	1.347	44	43.38	
8	2.5	2.5	5.0	1.108	36	35.50	
5	1.6	1.6	3.2	0.887	28	27.61	

**Calculations :**

$$Qstd = 1/m[\text{Sqrt}(H2O(Pa/Pstd)(Tstd/Ta))-b]$$

$$IC = I[\text{Sqrt}(Pa/Pstd)(Tstd/Ta)]$$

Qstd = standard flow rate

IC = corrected chart responses

I = actual chart response

m = calibrator Qstd slope

b = calibrator Qstd intercept

Ta = actual temperature during calibration ( deg K )

Pstd = actual pressure during calibration ( mm Hg )

**For subsequent calculation of sampler flow:**

$$1/m(( I )[\text{Sqrt}(298/Tav)(Pav/760)]-b)$$

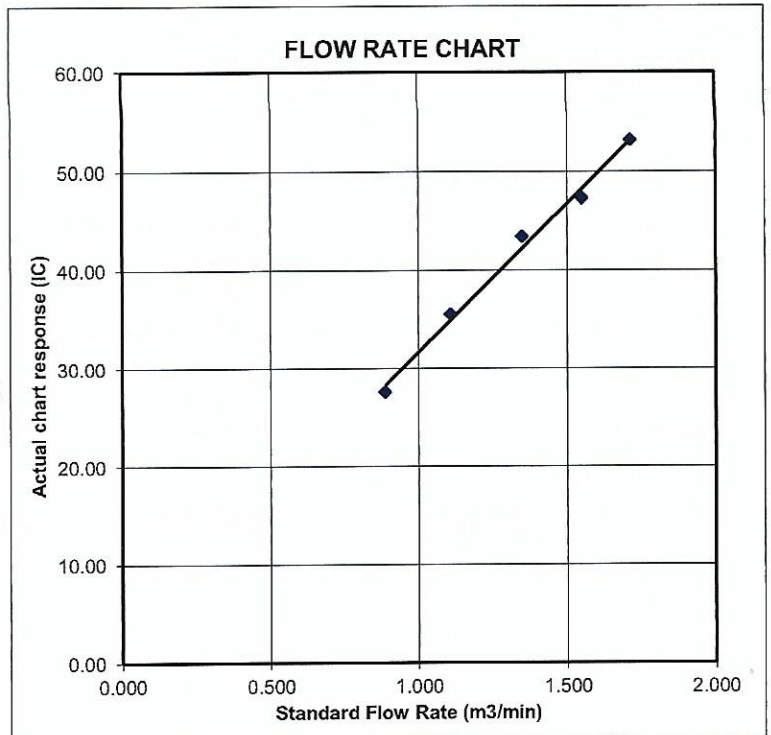
m = sampler slope

b = sampler intercept

I = chart response

Tav = daily average temperature

Pav = daily average pressure



# Certificate of Calibration

Calibration Certification Information			
Cal. Date: December 27, 2021	Rootsmeter S/N: 438320	Ta: 295	°K
Operator: Jim Tisch		Pa: 740.4	mm Hg
Calibration Model #: TE-5025A	Calibrator S/N: <b>1612</b>		

Run	Vol. Init (m3)	Vol. Final (m3)	ΔVol. (m3)	ΔTime (min)	ΔP (mm Hg)	ΔH (in H2O)
1	1	2	1	1.3890	3.2	2.00
2	3	4	1	0.9760	6.4	4.00
3	5	6	1	0.8740	7.9	5.00
4	7	8	1	0.8320	8.8	5.50
5	9	10	1	0.6870	12.7	8.00

Data Tabulation					
Vstd (m3)	Qstd (x-axis)	$\sqrt{\Delta H \left( \frac{Pa}{Pstd} \right) \left( \frac{Tstd}{Ta} \right)}$ (y-axis)	Va	Qa (x-axis)	$\sqrt{\Delta H \left( \frac{Ta}{Pa} \right)}$ (y-axis)
0.9799	0.7055	1.4029	0.9957	0.7168	0.8927
0.9756	0.9996	1.9841	0.9914	1.0157	1.2624
0.9736	1.1140	2.2183	0.9893	1.1320	1.4114
0.9724	1.1688	2.3265	0.9881	1.1876	1.4803
0.9673	1.4079	2.8059	0.9828	1.4306	1.7853
<b>QSTD</b>	m=	<b>1.99838</b>	<b>QA</b>	m=	<b>1.25135</b>
	b=	<b>-0.00903</b>		b=	<b>-0.00574</b>
	r=	<b>0.99999</b>		r=	<b>0.99999</b>

Calculations	
Vstd= $\Delta Vol \left( \frac{Pa - \Delta P}{Pstd} \right) \left( \frac{Tstd}{Ta} \right)$	Va= $\Delta Vol \left( \frac{Pa - \Delta P}{Pa} \right)$
Qstd= $Vstd / \Delta Time$	Qa= $Va / \Delta Time$
<b>For subsequent flow rate calculations:</b>	
Qstd= $1/m \left( \left( \sqrt{\Delta H \left( \frac{Pa}{Pstd} \right) \left( \frac{Tstd}{Ta} \right)} \right) - b \right)$	Qa= $1/m \left( \left( \sqrt{\Delta H \left( \frac{Ta}{Pa} \right)} \right) - b \right)$

Standard Conditions	
Tstd:	298.15 °K
Pstd:	760 mm Hg
Key	
ΔH: calibrator manometer reading (in H2O)	
ΔP: rootsmeter manometer reading (mm Hg)	
Ta: actual absolute temperature (°K)	
Pa: actual barometric pressure (mm Hg)	
b: intercept	
m: slope	

RECALIBRATION
US EPA recommends annual recalibration per 1998 40 Code of Federal Regulations Part 50 to 51, Appendix B to Part 50, Reference Method for the Determination of Suspended Particulate Matter in the Atmosphere, 9.2.17, page 30



---

### SUB-CONTRACTING REPORT

---

CONTACT	: MR MAGNUM FAN	WORK ORDER	: <b>HK2312358</b>
CLIENT	: <b>ENVIROTECH SERVICES CO.</b>		
ADDRESS	: RM 712, 7/F, MY LOFT 9 HOI WING ROAD, TUEN MUN, N.T., HK	SUB-BATCH	: 1
		DATE RECEIVED	: 31-MAR-2023
		DATE OF ISSUE	: 11-APR-2023
PROJECT	: ---	NO. OF SAMPLES	: 1
		CLIENT ORDER	: ---

---

#### *General Comments*

- Sample(s) was/ were submitted by client. Sample(s) arrived laboratory in ambient condition. The result(s) related only to the item(s) tested.
  - Sample information (Project name, Sample ID, Sampling date/time, etc.) is provided by client.
  - Result(s) of sample(s) is/are reported on as received basis, unless otherwise specified.
  - Calibration was subcontracted to and analysed by Envirotech Services Company
- 

#### *Signatories*

This document has been signed by those names that appear on this report and are the authorised signatories

*Signatories*

*Position*

Richard Fung

Managing Director

---

This report supersedes any previous report(s) with the same work order number.

All pages of this report have been checked and approved for release.

**ALS Technichem (HK) Pty Ltd**  
Part of the **ALS Laboratory Group**

11/F, Chung Shun Knitting Centre 1 - 3 Wing Yip Street Kwai Chung N.T. Hong Kong  
Tel. +852 2610 1044 Fax. +852 2610 2021 [www.alsglobal.com](http://www.alsglobal.com)

WORK ORDER : HK2312358  
SUB-BATCH : 1  
CLIENT : ENVIROTECH SERVICES CO.  
PROJECT : ----



ALS Lab ID	Client's Sample ID	Sample Type	Sample Date	External Lab Report No.
HK2312358-001	Sibata (326285)	Equipments	18-Mar-2023	S/N: 326285



Equipment Verification Report (TSP)

Equipment Calibrated:

Type: Laser Dust Monitor  
Manufacturer: Sibata LD-3B  
Serial No.: 326285  
Equipment Ref.: N/A  
Job Order: HK2311344

Standard Equipment

Standard Equipment: High Volume Sampler (TSP)  
Location & Location ID: Envirotech Room (Calibration Room)  
Equipment Ref.: HVS 8162  
Last Calibration Date: 28-Feb-2023

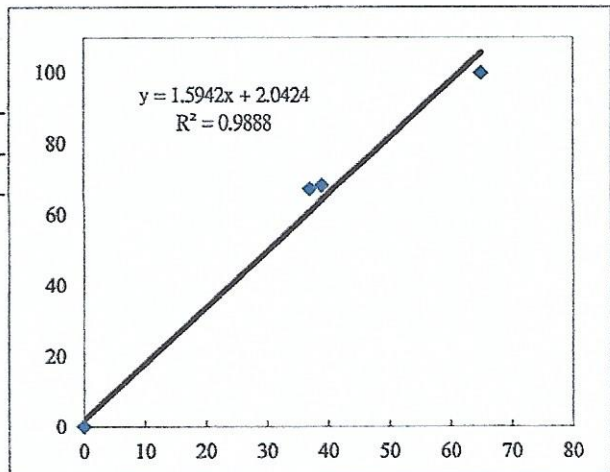
Equipment Verification Results:

Verification Date: 17 & 18 March 2023

Hour	Time	Mean Temp °C	Mean Pressure (hpa)	Concentration in µg/m³ (Standard Equipment)	Total Count (Calibrated Equipment)	Count /Minute (Total Count/min)
1hr 00mins	1410-1510	24.2	1018.2	100	3910	65
1hr 00mins	0810-0910	22.2	1021.5	67	2218	37
1hr 00mins	1510-1610	25.0	1022.4	68	2350	39

Linear Regression of Y or X

Slope (K-factor): 1.5942(µg/m³)/CPM  
Correlation Coefficient (R): 0.9944  
Date of Issue: 29-Mar-2023



Remarks:

- 1. Strong Correlation (>0.8)
- 2. Factor 1.5942 (µg/m³)/CPM should be applied for TSP monitoring

\*If R<0.5, repair or verification is required for the equipment

Operator: P.F.Yeung Signature *Fai* Date: 29 March 2023

QC Reviewer: K.F.Ho Signature *Fat* Date: 29 March 2023

## TSP SAMPLER CALIBRATION CALCULATION SPREADSHEET

Location : Rm. 712, My Loft, Tuen Mun	Date of Calibration:	28-Feb-23
HVS ID: 8162	Next Calibration Date:	28-Apr-23
Name and Model : TISCH HVS Model TE-5170	Operator:	K.F.Ho

### CONDITIONS

Sea Level Pressure (hpa)	1021	Corrected Pressure (mm Hg)	764.3
Temperature (°C)	22.0	Temperature (K)	295

### CALIBRATION ORIFICE

Make:	TISCH	Qstd Slope	2.06918
Model:	TE-5025A	Qstd Intercept	-0.04220
Serial#:	2454		

### CALIBRATION

Plate No.	H2O(L) (in)	H2O(R) (in)	H2O (in)	Qstd (m3/min)	I (chart)	IC (corrected)	LINEAR REGRESSION
18	6.7	6.6	13.3	1.797	62	62.51	Slope= 31.428 Intercept= 5.569 Corr. Coeff.= 0.9990
13	5.2	5.1	10.3	1.584	55	55.45	
10	4.0	3.9	7.9	1.390	48	48.39	
7	2.5	2.5	5.0	1.110	40	40.33	
5	1.4	1.4	2.8	0.836	32	32.26	

**Calculations:**

$$Qstd = 1/m[\text{Sqrt}(H2O(Pa/Pstd)(Tstd/Ta))-b]$$

$$IC = I[\text{Sqrt}(Pa/Pstd)(Tstd/Ta)]$$

Qstd = standard flow rate

IC = corrected chart response

I = actual chart response

m = calibrator Qstd slope

b = calibrator Qstd intercept

Ta = actual temperature during calibration (deg K)

Pa = actual pressure during calibration (mm Hg)

For subsequent calculation of sampler flow:

$$1/m(I[\text{Sqrt}(298/Tav)(Pav/760)]-b)$$

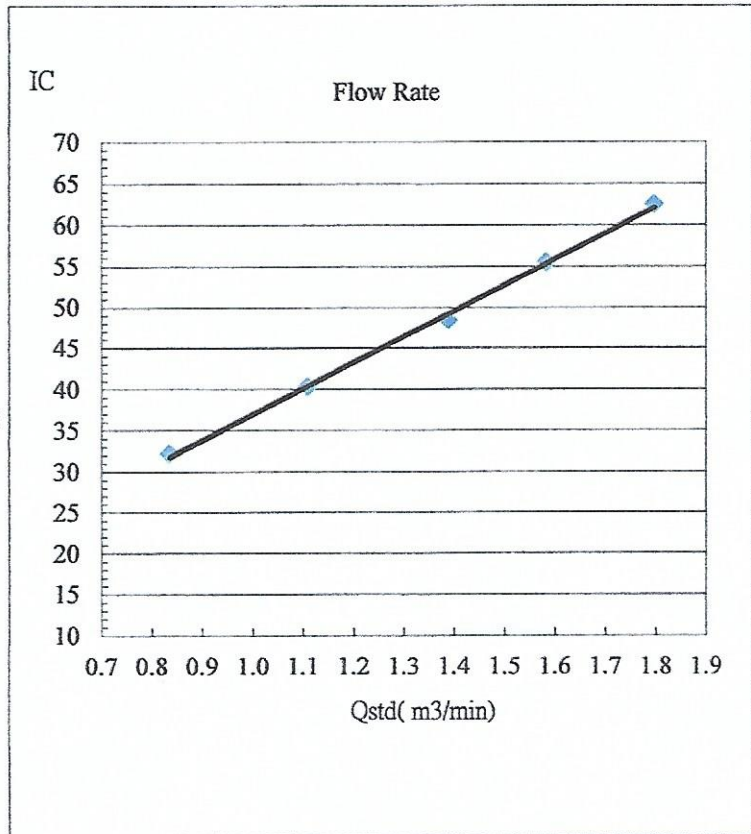
m = sampler slope

b = sampler intercept

I = chart response

Tav = daily average temperature

Pav = daily average pressure



# Certificate of Calibration

Calibration Certification Information			
Cal. Date: December 15, 2022	Rootsmeter S/N: 438320	Ta: 295	°K
Operator: Jim Tisch		Pa: 748.0	mm Hg
Calibration Model #: TE-5025A	Calibrator S/N: <b>4064</b>		


Run	Vol. Init (m3)	Vol. Final (m3)	ΔVol. (m3)	ΔTime (min)	ΔP (mm Hg)	ΔH (in H2O)
1	1	2	1	1.4430	3.2	2.00
2	3	4	1	1.0210	6.4	4.00
3	5	6	1	0.9170	7.9	5.00
4	7	8	1	0.8730	8.8	5.50
5	9	10	1	0.7210	12.8	8.00

Data Tabulation						
Vstd (m3)	Qstd (x-axis)	$\sqrt{\Delta H \left( \frac{Pa}{Pstd} \right) \left( \frac{Tstd}{Ta} \right)}$ (y-axis)	Va	Qa (x-axis)	$\sqrt{\Delta H (Ta/Pa)}$ (y-axis)	
0.9900	0.6861	1.4101	0.9957	0.6900	0.8881	
0.9858	0.9655	1.9943	0.9914	0.9711	1.2560	
0.9838	1.0728	2.2296	0.9894	1.0790	1.4042	
0.9826	1.1255	2.3385	0.9882	1.1320	1.4728	
0.9772	1.3554	2.8203	0.9829	1.3632	1.7762	
<b>QSTD</b>	m=	<b>2.10977</b>	<b>QA</b>	m=	<b>1.32110</b>	
	b=	<b>-0.03782</b>		b=	<b>-0.02382</b>	
	r=	<b>0.99998</b>		r=	<b>0.99998</b>	

Calculations			
Vstd=	$\Delta Vol((Pa-\Delta P)/Pstd)(Tstd/Ta)$	Va=	$\Delta Vol((Pa-\Delta P)/Pa)$
Qstd=	Vstd/ΔTime	Qa=	Va/ΔTime
For subsequent flow rate calculations:			
Qstd=	$1/m \left( \left( \sqrt{\Delta H \left( \frac{Pa}{Pstd} \right) \left( \frac{Tstd}{Ta} \right)} \right) - b \right)$	Qa=	$1/m \left( \left( \sqrt{\Delta H (Ta/Pa)} \right) - b \right)$

Standard Conditions	
Tstd:	298.15 °K
Pstd:	760 mm Hg
Key	
ΔH: calibrator manometer reading (in H2O)	
ΔP: rootsmeter manometer reading (mm Hg)	
Ta: actual absolute temperature (°K)	
Pa: actual barometric pressure (mm Hg)	
b: intercept	
m: slope	

RECALIBRATION
US EPA recommends annual recalibration per 1998 40 Code of Federal Regulations Part 50 to 51, Appendix B to Part 50, Reference Method for the Determination of Suspended Particulate Matter in the Atmosphere, 9.2.17, page 30



輝創工程有限公司

Sun Creation Engineering Limited

Calibration & Testing Laboratory

# Certificate of Calibration 校正證書

Certificate No. : C224775

證書編號

ITEM TESTED / 送檢項目 (Job No. / 序引編號 : IC22-1518)

Date of Receipt / 收件日期 : 1 August 2022

Description / 儀器名稱 : Sound Level Meter

Manufacturer / 製造商 : Rion

Model No. / 型號 : NL-52

Serial No. / 編號 : 00643040

Supplied By / 委託者 : Envirotech Services Co.

Room 712, 7/F, My Loft, 9 Hoi Wing Road, Tuen Mun,  
New Territories, Hong Kong

## TEST CONDITIONS / 測試條件

Temperature / 溫度 :  $(23 \pm 2)^{\circ}\text{C}$

Relative Humidity / 相對濕度 :  $(50 \pm 25)\%$

Line Voltage / 電壓 : ---

## TEST SPECIFICATIONS / 測試規範

Calibration check

DATE OF TEST / 測試日期 : 20 August 2022

## TEST RESULTS / 測試結果

The results apply to the particular unit-under-test only.


The results do not exceed manufacturer's specification.

The results are detailed in the subsequent page(s).


The test equipment used for calibration are traceable to National Standards via :

- The Government of The Hong Kong Special Administrative Region Standard & Calibration Laboratory
- Agilent Technologies / Keysight Technologies
- Fluke Everett Service Center, USA

Tested By  
測試

  
H T Wong  
Assistant Engineer

Certified By  
核證

  
K C Lee  
Engineer

Date of Issue  
簽發日期

23 August 2022

The test equipment used for calibration is traceable to the National Standards as specified in this certificate. This certificate shall not be reproduced except in full, without the prior written approval of this laboratory.

本證書所載校正用之測試器材均可溯源至國際標準。局部複印本證書需先獲本實驗所書面批准。

Sun Creation Engineering Limited - Calibration & Testing Laboratory

c/o 4/F, 1 Hing On Lane, Tuen Mun, New Territories, Hong Kong

輝創工程有限公司 - 校正及檢測實驗室

c/o 香港新界屯門興安里一號四樓

Tel/電話: (852) 2927 2606 Fax/傳真: (852) 2744 8986

E-mail/電郵: callab@suncreation.com

Website/網址: www.suncreation.com



# Certificate of Calibration

## 校正證書

Certificate No. : C224775

證書編號

1. The unit-under-test (UUT) was allowed to stabilize in the laboratory for over 12 hours, and switched on to warm up for over 10 minutes before the commencement of the test.
2. Self-calibration was performed before the test.
3. The results presented are the mean of 3 measurements at each calibration point.
4. Test equipment :

Equipment ID	Description	Certificate No.
CL280	40 MHz Arbitrary Waveform Generator	C220381
CL281	Multifunction Acoustic Calibrator	AV210017

5. Test procedure : MA101N.

6. Results :

- 6.1 Sound Pressure Level

- 6.1.1 Reference Sound Pressure Level

UUT Setting				Applied Value		UUT Reading (dB)	IEC 61672 Class 1 Spec. (dB)
Range (dB)	Function	Frequency Weighting	Time Weighting	Level (dB)	Freq. (kHz)		
30 - 130	L <sub>A</sub>	A	Fast	94.00	1	94.3	± 1.1

- 6.1.2 Linearity

UUT Setting				Applied Value		UUT Reading (dB)
Range (dB)	Function	Frequency Weighting	Time Weighting	Level (dB)	Freq. (kHz)	
30 - 130	L <sub>A</sub>	A	Fast	94.00	1	94.3 (Ref.)
				104.00		104.5
				114.00		114.6

IEC 61672 Class 1 Spec. : ± 0.6 dB per 10 dB step and ± 1.1 dB for overall different.

- 6.2 Time Weighting

UUT Setting				Applied Value		UUT Reading (dB)	IEC 61672 Class 1 Spec. (dB)
Range (dB)	Function	Frequency Weighting	Time Weighting	Level (dB)	Freq. (kHz)		
30 - 130	L <sub>A</sub>	A	Fast	94.00	1	94.3	Ref.
			Slow			94.3	± 0.3

The test equipment used for calibration is traceable to the National Standards as specified in this certificate. This certificate shall not be reproduced except in full, without the prior written approval of this laboratory.

本證書所載校正用之測試器材均可溯源至國際標準。局部複印本證書需先獲本實驗室所書面批准。

# Certificate of Calibration

## 校正證書

Certificate No. : C224775

證書編號

### 6.3 Frequency Weighting

#### 6.3.1 A-Weighting

UUT Setting				Applied Value		UUT Reading (dB)	IEC 61672 Class 1 Spec. (dB)
Range (dB)	Function	Frequency Weighting	Time Weighting	Level (dB)	Freq.		
30 - 130	L <sub>A</sub>	A	Fast	94.00	63 Hz	68.1	-26.2 ± 1.5
					125 Hz	78.1	-16.1 ± 1.5
					250 Hz	85.6	-8.6 ± 1.4
					500 Hz	91.0	-3.2 ± 1.4
					1 kHz	94.3	Ref.
					2 kHz	95.5	+1.2 ± 1.6
					4 kHz	95.3	+1.0 ± 1.6
					8 kHz	93.3	-1.1 (+2.1 ; -3.1)
					16 kHz	86.3	-6.6 (+3.5 ; -17.0)

#### 6.3.2 C-Weighting

UUT Setting				Applied Value		UUT Reading (dB)	IEC 61672 Class 1 Spec. (dB)
Range (dB)	Function	Frequency Weighting	Time Weighting	Level (dB)	Freq.		
30 - 130	L <sub>C</sub>	C	Fast	94.00	63 Hz	93.4	-0.8 ± 1.5
					125 Hz	94.1	-0.2 ± 1.5
					250 Hz	94.3	0.0 ± 1.4
					500 Hz	94.3	0.0 ± 1.4
					1 kHz	94.3	Ref.
					2 kHz	94.1	-0.2 ± 1.6
					4 kHz	93.5	-0.8 ± 1.6
					8 kHz	91.4	-3.0 (+2.1 ; -3.1)
					16 kHz	84.4	-8.5 (+3.5 ; -17.0)

The test equipment used for calibration is traceable to the National Standards as specified in this certificate. This certificate shall not be reproduced except in full, without the prior written approval of this laboratory.

本證書所載校正用之測試器材均可溯源至國際標準。局部複印本證書需先獲本實驗室書面批准。



輝創工程有限公司

Sun Creation Engineering Limited

Calibration & Testing Laboratory

# Certificate of Calibration

## 校正證書

Certificate No. : C224775

證書編號

Remarks : - UUT Microphone Model No. : UC-59 & S/N : 10446

- Mfr's Spec. : IEC 61672 Class 1

- Uncertainties of Applied Value :

94 dB	: 63 Hz - 125 Hz	: ± 0.35 dB
	250 Hz - 500 Hz	: ± 0.30 dB
	1 kHz	: ± 0.20 dB
	2 kHz - 4 kHz	: ± 0.35 dB
	8 kHz	: ± 0.45 dB
	16 kHz	: ± 0.70 dB
104 dB	: 1 kHz	: ± 0.10 dB (Ref. 94 dB)
114 dB	: 1 kHz	: ± 0.10 dB (Ref. 94 dB)

- The uncertainties are for a confidence probability of not less than 95 %.

Note :

Only the original copy or the laboratory's certified true copy is valid.

The values given in this Certificate only relate to the values measured at the time of the test and any uncertainties quoted will not include allowance for the equipment long term drift, variations with environment changes, vibration and shock during transportation, overloading, mis-handling, or the capability of any other laboratory to repeat the measurement. Sun Creation Engineering Limited shall not be liable for any loss or damage resulting from the use of the equipment.

The test equipment used for calibration is traceable to the National Standards as specified in this certificate. This certificate shall not be reproduced except in full, without the prior written approval of this laboratory.

本證書所載校正用之測試器材均可溯源至國際標準。局部複印本證書需先獲本實驗室所書面批准。

Sun Creation Engineering Limited - Calibration & Testing Laboratory

c/o 4/F, 1 Hing On Lane, Tuen Mun, New Territories, Hong Kong

輝創工程有限公司 - 校正及檢測實驗室

c/o 香港新界屯門興安里一號四樓

Tel/電話: (852) 2927 2606

Fax/傳真: (852) 2744 8986

E-mail/電郵: callab@suncreation.com

Website/網址: www.suncreation.com



輝創工程有限公司

Sun Creation Engineering Limited

Calibration & Testing Laboratory

# Certificate of Calibration

## 校正證書

Certificate No. : C223338

證書編號

ITEM TESTED / 送檢項目 (Job No. / 序引編號 : IC22-1069)

Date of Receipt / 收件日期 : 2 June 2022

Description / 儀器名稱 : Precision Acoustic Calibrator

Manufacturer / 製造商 : LARSON DAVIS

Model No. / 型號 : CAL200

Serial No. / 編號 : 11333

Supplied By / 委託者 : Envirotech Services Co.

Room 712, 7/F, My Loft, 9 Hoi Wing Road, Tuen Mun,  
New Territories, Hong Kong

### TEST CONDITIONS / 測試條件

Temperature / 溫度 : (23 ± 2)°C

Relative Humidity / 相對濕度 : (50 ± 25)%

Line Voltage / 電壓 : ---

### TEST SPECIFICATIONS / 測試規範

Calibration check

DATE OF TEST / 測試日期 : 18 June 2022

### TEST RESULTS / 測試結果

The results apply to the particular unit-under-test only.

The results do not exceed manufacturer's specification.

The results are detailed in the subsequent page(s).

The test equipment used for calibration are traceable to National Standards via :

- The Government of The Hong Kong Special Administrative Region Standard & Calibration Laboratory
- Agilent Technologies / Keysight Technologies
- Fluke Everett Service Center, USA

Tested By

測試

:

H T Wong

Assistant Engineer

Certified By

核證

:

K C Lee

Engineer

Date of Issue

簽發日期

:

20 June 2022

The test equipment used for calibration is traceable to the National Standards as specified in this certificate. This certificate shall not be reproduced except in full, without the prior written approval of this laboratory.

本證書所載校正用之測試器材均可溯源至國際標準。局部複印本證書需先獲本實驗室書面批准。

Sun Creation Engineering Limited - Calibration & Testing Laboratory

c/o 4/F, 1 Hing On Lane, Tuen Mun, New Territories, Hong Kong

輝創工程有限公司 - 校正及檢測實驗室

c/o 香港新界屯門興安里一號四樓

Tel/電話: (852) 2927 2606

Fax/傳真: (852) 2744 8986

E-mail/電郵: callab@suncreation.com

Website/網址: www.suncreation.com

# Certificate of Calibration

## 校正證書

Certificate No. : C223338

證書編號

- The unit-under-test (UUT) was allowed to stabilize in the laboratory for over 12 hours before the commencement of the test.
- The results presented are the mean of 3 measurements at each calibration point.
- Test equipment :

<u>Equipment ID</u>	<u>Description</u>	<u>Certificate No.</u>
CL130	Universal Counter	C213954
CL281	Multifunction Acoustic Calibrator	AV210017
TST150A	Measuring Amplifier	C221705

- Test procedure : MA100N.

- Results :

### 5.1 Sound Level Accuracy

UUT Nominal Value	Measured Value (dB)	Mfr's Spec. (dB)	Uncertainty of Measured Value (dB)
94 dB, 1 kHz	93.8	± 0.2	± 0.2
114 dB, 1 kHz	113.8		

### 5.2 Frequency Accuracy

UUT Nominal Value (kHz)	Measured Value (kHz)	Mfr's Spec.	Uncertainty of Measured Value (Hz)
1	1.000	1 kHz ± 1 %	± 1

Remark : The uncertainties are for a confidence probability of not less than 95 %.

Note :

Only the original copy or the laboratory's certified true copy is valid.

The values given in this Certificate only relate to the values measured at the time of the test and any uncertainties quoted will not include allowance for the equipment long term drift, variations with environment changes, vibration and shock during transportation, overloading, mis-handling, or the capability of any other laboratory to repeat the measurement. Sun Creation Engineering Limited shall not be liable for any loss or damage resulting from the use of the equipment.

The test equipment used for calibration is traceable to the National Standards as specified in this certificate. This certificate shall not be reproduced except in full, without the prior written approval of this laboratory.

本證書所載校正用之測試器材均可溯源至國際標準。局部複印本證書需先獲本實驗室書面批准。