

High-Volume TSP Sampler  
5-Point Calibration Record

Location : AM1(ICC)  
 Calibrated by : K.T.Ho  
 Date : 13/09/2022

Sampler

Model : TE-5170  
 Serial Number : S/N 0767

Calibration Orifice and Standard Calibration Relationship

Serial Number : 2454  
 Service Date : 27 December 2021  
 Slope (m) : 2.07035  
 Intercept (b) : -0.03737  
 Correlation Coefficient(r) : 0.99990

Standard Condition

Pstd (hpa) : 1013  
 Tstd (K) : 298.18

Calibration Condition


Pa (hpa) : 1005  
 Ta(K) : 305

Resistance Plate	dH [green liquid] (inch water)	Z	X=Qstd (cubic meter/min)	IC (chart)	Y (corrected)
1   18 holes	10.2	3.160	1.544	60	59.37
2   13 holes	7.6	2.728	1.336	50	49.47
3   10 holes	6.0	2.424	1.189	40	39.58
4   7 holes	4.0	1.979	0.974	28	27.70
5   5 holes	2.6	1.595	0.789	18	17.81

Notes:  $Z = \sqrt{dH(Pa/Pstd)(Tstd/Ta)}$ ,  $X = Z/m - b$ ,  $Y(\text{Corrected Flow}) = IC * \{\sqrt{Pa/Pstd}(Tstd/Ta)\}$

Sampler Calibration Relationship

Slope(m): 55.898      Intercept(b): -26.276      Correlation Coefficient(r): 0.9991

Checked by:   
 \_\_\_\_\_  
 Magnum Fan

Date: 16/09/2022



# Certificate of Calibration

Calibration Certification Information			
Cal. Date: December 27, 2021	Rootsmeter S/N: 438320	Ta: 295	°K
Operator: Jim Tisch		Pa: 740.4	mm Hg
Calibration Model #: TE-5025A	Calibrator S/N: 2454		

Run	Vol. Init (m3)	Vol. Final (m3)	ΔVol. (m3)	ΔTime (min)	ΔP (mm Hg)	ΔH (in H2O)
1	1	2	1	1.4130	3.2	2.00
2	3	4	1	0.9970	6.4	4.00
3	5	6	1	0.8950	7.9	5.00
4	7	8	1	0.8480	8.8	5.50
5	9	10	1	0.7060	12.7	8.00

Data Tabulation					
Vstd (m3)	Qstd (x-axis)	$\sqrt{\Delta H \left( \frac{Pa}{Pstd} \right) \left( \frac{Tstd}{Ta} \right)}$ (y-axis)	Va	Qa (x-axis)	$\sqrt{\Delta H \left( \frac{Ta}{Pa} \right)}$ (y-axis)
0.9799	0.6935	1.4029	0.9957	0.7047	0.8927
0.9756	0.9786	1.9841	0.9914	0.9943	1.2624
0.9736	1.0879	2.2183	0.9893	1.1054	1.4114
0.9724	1.1467	2.3265	0.9881	1.1652	1.4803
0.9673	1.3700	2.8059	0.9828	1.3921	1.7853
<b>QSTD</b>	m=	<b>2.07035</b>	<b>QA</b>	m=	<b>1.29642</b>
	b=	<b>-0.03737</b>		b=	<b>-0.02378</b>
	r=	<b>0.99990</b>		r=	<b>0.99990</b>

Calculations	
Vstd= $\Delta Vol \left( \frac{Pa - \Delta P}{Pstd} \right) \left( \frac{Tstd}{Ta} \right)$	Va= $\Delta Vol \left( \frac{Pa - \Delta P}{Pa} \right)$
Qstd= Vstd/ΔTime	Qa= Va/ΔTime
For subsequent flow rate calculations:	
Qstd= $1/m \left( \left( \sqrt{\Delta H \left( \frac{Pa}{Pstd} \right) \left( \frac{Tstd}{Ta} \right)} \right) - b \right)$	Qa= $1/m \left( \left( \sqrt{\Delta H \left( \frac{Ta}{Pa} \right)} \right) - b \right)$

Standard Conditions	
Tstd:	298.15 °K
Pstd:	760 mm Hg
Key	
ΔH:	calibrator manometer reading (in H2O)
ΔP:	rootsmeter manometer reading (mm Hg)
Ta:	actual absolute temperature (°K)
Pa:	actual barometric pressure (mm Hg)
b:	intercept
m:	slope

RECALIBRATION
US EPA recommends annual recalibration per 1998 40 Code of Federal Regulations Part 50 to 51, Appendix B to Part 50, Reference Method for the Determination of Suspended Particulate Matter in the Atmosphere, 9.2.17, page 30



## ALS Laboratory Group

ANALYTICAL CHEMISTRY & TESTING SERVICES

### SUB-CONTRACTING REPORT

CONTACT	: MR K.W. FAN	WORK ORDER	: <b>HK2153962</b>
CLIENT	: ENVIROTECH SERVICES CO.		
ADDRESS	: RM113, 1/F, MY LOFT, 9 HOI WING ROAD, TUEN MUN, N.T. HONG KONG	SUB-BATCH	: 1
		DATE RECEIVED	: 31-DEC-2021
		DATE OF ISSUE	: 13-JAN-2022
PROJECT	: ---	NO. OF SAMPLES	: 1
		CLIENT ORDER	: ---

#### General Comments

- Sample(s) was/ were submitted by client. Sample(s) arrived laboratory in ambient condition. The result(s) related only to the item(s) tested.
- Sample information (Project name, Sample ID, Sampling date/time, etc.) is provided by client.
- Calibration was subcontracted to and analysed by Action-United Environmental Services & Consulting.

#### Signatories

This document has been signed by those names that appear on this report and are the authorised signatories

Signatories

Position

Richard Fung

Managing Director

This is the Final Report and supersedes any preliminary report with this batch number.

All pages of this report have been checked and approved for release.

ALS Technichem (HK) Pty Ltd  
Part of the ALS Laboratory Group

11/F, Chung Shun Knitting Centre, 1-3 Wing Yip Street, Kwai Chung, N.T., Hong Kong  
Tel. +852 2610 1044 Fax: +852 2610 2021 www.alsglobal.com

WORK ORDER : HK2153962  
SUB-BATCH : 1  
CLIENT : ENVIROTECH SERVICES CO.  
PROJECT : ----



ALS Lab ID	Client's Sample ID	Sample Type	Sample Date	External Lab Report No.
HK2153962-001	S/N: 831656	Equipments	31-Dec-2021	S/N: 831656

# Equipment Verification Report (TSP)

## Equipment Calibrated:

Type: Laser Dust monitor  
Manufacturer: Sibata LD-5R  
Serial No. 831656  
Equipment Ref: Nil  
Job Order HK2153962

## Standard Equipment:

Standard Equipment: Higher Volume Sampler (TSP)  
Location & Location ID: AUES office (calibration room)  
Equipment Ref: HVS 018  
Last Calibration Date: 5 November 2021

## Equipment Verification Results:

Verification Date: 7 January 2022

Hour	Time	Mean Temp °C	Mean Pressure (hPa)	Concentration in ug/m <sup>3</sup> (Standard Equipment)	Total Count (Calibrated Equipment)	Count/Minute (Total Count/min)
2hr	11:55 ~ 13:55	18.6	1021.6	55.1	5760	48.3
2hr27min	14:23 ~ 16:50	18.6	1021.6	54.8	6913	47.3
2hr09min	16:50 ~ 18:59	18.6	1021.6	56.5	5506	42.7

## Linear Regression of Y or X

Slope (K-factor): 1.1932 (µg/m<sup>3</sup>)/CPM

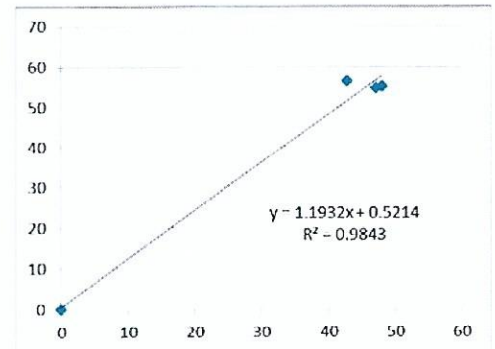
Correlation Coefficient (R) 0.9921

Date of Issue 12 January 2022

## Remarks:

1. **Strong Correlation (R>0.8)**
2. Factor 1.1932 (µg/m<sup>3</sup>)/CPM should be applied for TSP monitoring

\*If R<0.5, repair or re-verification is required for the equipment



Operator : Martin Li Signature : [Signature] Date : 12 January 2022

QC Reviewer : Ben Tam Signature : [Signature] Date : 12 January 2022

## TSP SAMPLER CALIBRATION CALCULATION SPREADSHEET

Location : Gold King Industrial Building, Kwai Chung  
 Location ID : Calibration Room

Date of Calibration: 5-Nov-21  
 Next Calibration Date: 5-Feb-22

### CONDITIONS

Sea Level Pressure (hPa) 1012.5  
 Temperature (°C) 25.6

Corrected Pressure (mm Hg) 759.37  
 Temperature (K) 29

### CALIBRATION ORIFICE

Make-> TISCH  
 Model-> 5025A  
 Calibration Date-> 19-Jan-21

Qstd Slope -> 2.10574  
 Qstd Intercept -> -0.00985  
 Expiry Date-> 18-Jan-22

### CALIBRATION

Plate No.	H2O (L) (in)	H2O (R) (in)	H2O (in)	Qstd (m3/min)	I (chart)	IC corrected	LINEAR REGRESSION
18	6.2	6.2	12.4	1.675	52	51.93	Slope = 24.2092 Intercept = 10.8881 Corr. coeff. = 0.9959
13	5	5	10.0	1.504	48	47.93	
10	3.9	3.9	7.8	1.329	42	41.94	
8	2.5	2.5	5.0	1.065	36	35.95	
5	1.0	1.0	2.0	0.675	28	27.96	

**Calculations :**

$$Q_{std} = 1/m[\sqrt{H_2O(P_a/P_{std})(T_{std}/T_a)}] - b$$

$$IC = I[\sqrt{P_a/P_{std}}(T_{std}/T_a)]$$

Qstd = standard flow rate

IC = corrected chart responses

I = actual chart response

m = calibrator Qstd slope

b = calibrator Qstd intercept

Ta = actual temperature during calibration ( deg K )

Pstd = actual pressure during calibration ( mm Hg )

**For subsequent calculation of sampler flow:**

$$1/m(( I )[\sqrt{(298/T_{av})(P_{av}/760)}] - b)$$

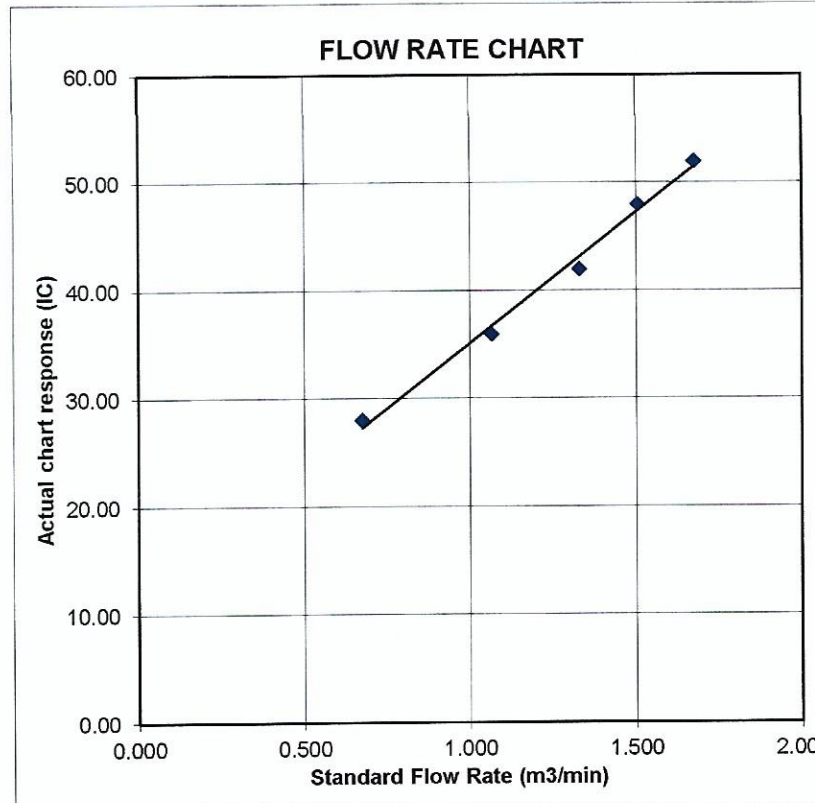
m = sampler slope

b = sampler intercept

I = chart response

Tav = daily average temperature

Pav = daily average pressure



# Certificate of Calibration

Calibration Certification Information			
Cal. Date: January 19, 2021	Rootsmeter S/N: 438320	Ta: 294	°K
Operator: Jim Tisch		Pa: 755.1	mm Hg
Calibration Model #: TE-5025A	Calibrator S/N: 1941		

Run	Vol. Init (m3)	Vol. Final (m3)	ΔVol. (m3)	ΔTime (min)	ΔP (mm Hg)	ΔH (in H2O)
1	1	2	1	1.4830	3.2	2.00
2	3	4	1	1.0420	6.4	4.00
3	5	6	1	0.9290	8.0	5.00
4	7	8	1	0.8840	8.8	5.50
5	9	10	1	0.7340	12.9	8.00

Data Tabulation					
Vstd (m3)	Qstd (x-axis)	$\sqrt{\Delta H \left( \frac{Pa}{Pstd} \right) \left( \frac{Tstd}{Ta} \right)}$ (y-axis)	Va	Qa (x-axis)	$\sqrt{\Delta H \left( \frac{Ta}{Pa} \right)}$ (y-axis)
1.0029	0.6762	1.4192	0.9958	0.6715	0.8824
0.9986	0.9583	2.0071	0.9915	0.9516	1.2479
0.9965	1.0726	2.2440	0.9894	1.0650	1.3952
0.9954	1.1260	2.3535	0.9883	1.1180	1.4633
0.9899	1.3487	2.8385	0.9829	1.3391	1.7648
<b>QSTD</b>	<b>m= 2.10574</b>		<b>QA</b>	<b>m= 1.31858</b>	
	<b>b= -0.00985</b>			<b>b= -0.00612</b>	
	<b>r= 0.99992</b>			<b>r= 0.99992</b>	

Calculations	
Vstd= ΔVol((Pa-ΔP)/Pstd)(Tstd/Ta)	Va= ΔVol((Pa-ΔP)/Pa)
Qstd= Vstd/ΔTime	Qa= Va/ΔTime
<b>For subsequent flow rate calculations:</b>	
<b>Qstd= 1/m</b> $\left( \left( \sqrt{\Delta H \left( \frac{Pa}{Pstd} \right) \left( \frac{Tstd}{Ta} \right)} \right) - b \right)$	<b>Qa= 1/m</b> $\left( \left( \sqrt{\Delta H \left( \frac{Ta}{Pa} \right)} \right) - b \right)$

Standard Conditions	
Tstd:	298.15 °K
Pstd:	760 mm Hg
Key	
ΔH:	calibrator manometer reading (in H2O)
ΔP:	rootsmeter manometer reading (mm Hg)
Ta:	actual absolute temperature (°K)
Pa:	actual barometric pressure (mm Hg)
b:	intercept
m:	slope

RECALIBRATION
US EPA recommends annual recalibration per 1998 40 Code of Federal Regulations Part 50 to 51, Appendix B to Part 50, Reference Method for the Determination of Suspended Particulate Matter in the Atmosphere, 9.2.17, page 30



## ALS Laboratory Group

ANALYTICAL CHEMISTRY & TESTING SERVICES

### SUB-CONTRACTING REPORT

CONTACT	: MR K.W. FAN	WORK ORDER	: <b>HK2144583</b>
CLIENT	: <b>ENVIROTECH SERVICES CO.</b>		
ADDRESS	: RM113, 1/F, MY LOFT, 9 HOI WING ROAD, TUEN MUN, N.T. HONG KONG	SUB-BATCH	: 1
		DATE RECEIVED	: 2-NOV-2021
		DATE OF ISSUE	: 11-NOV-2021
PROJECT	: ----	NO. OF SAMPLES	: 1
		CLIENT ORDER	: ----

#### General Comments

- Sample(s) was/ were submitted by client. Sample(s) arrived laboratory in ambient condition. The result(s) related only to the item(s) tested.
- Sample information (Project name, Sample ID, Sampling date/time, etc.) is provided by client.
- Calibration was subcontracted to and analysed by Action-United Environmental Services & Consulting.

#### Signatories

This document has been signed by those names that appear on this report and are the authorised signatories

Signatories

Position

Richard Fung

Managing Director

This is the Final Report and supersedes any preliminary report with this batch number.

All pages of this report have been checked and approved for release.

**ALS Technichem (HK) Pty Ltd**  
Part of the **ALS Laboratory Group**

11/F, Chung Shun Knitting Centre 1 - 3 Wing Yip Street Kwai Chung N.T. Hong Kong  
Tel. +852 2610 1044 Fax. +852 2610 2021 [www.alsglobal.com](http://www.alsglobal.com)



WORK ORDER : HK2144583  
SUB-BATCH : 1  
CLIENT : ENVIROTECH SERVICES CO.  
PROJECT : ----



ALS Lab ID	Client's Sample ID	Sample Type	Sample Date	External Lab Report No.
HK2144583-001	S/N: 245834	Equipments	02-Nov-2021	245834

## Equipment Verification Report (TSP)

### Equipment Calibrated:

Type: Laser Dust monitor  
Manufacturer: Sibata LD-3B  
Serial No. 245834  
Equipment Ref: Nil  
Job Order HK2144583

### Standard Equipment:

Standard Equipment: Higher Volume Sampler (TSP)  
Location & Location ID: AUES office (calibration room)  
Equipment Ref: HVS 018  
Last Calibration Date: 5 November 2021

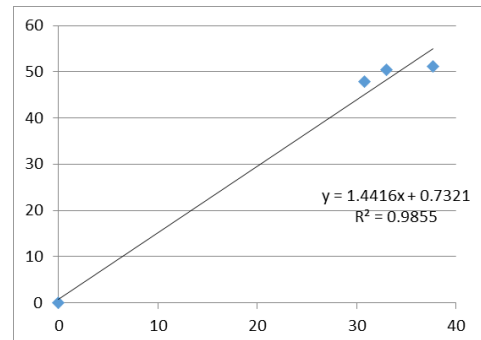
### Equipment Verification Results:

Verification Date: 5 November 2021

Hour	Time	Mean Temp °C	Mean Pressure (hPa)	Concentration in $\mu\text{g}/\text{m}^3$ (Standard Equipment)	Total Count (Calibrated Equipment)	Count/Minute (Total Count/min)
2hr01min	09:11 ~ 11:12	25.6	1012.5	51.2	4570	37.7
2hr01min	11:15 ~ 13:16	25.6	1012.5	47.8	3735	30.8
2hr02min	13:20 ~ 15:22	25.6	1012.5	50.4	4022	33.0

### Linear Regression of Y or X

Slope (K-factor): 1.4416 ( $\mu\text{g}/\text{m}^3$ )/CPM  
Correlation Coefficient (R) 0.9927  
Date of Issue 8 November 2021




### Remarks:

1. **Strong** Correlation ( $R > 0.8$ )
2. Factor 1.4416 ( $\mu\text{g}/\text{m}^3$ )/CPM should be applied for TSP monitoring

\*If  $R < 0.5$ , repair or re-verification is required for the equipment

Operator : Fai So Signature :  Date : 8 November 2021

QC Reviewer : Ben Tam Signature :  Date : 8 November 2021

## TSP SAMPLER CALIBRATION CALCULATION SPREADSHEET

Location : Gold King Industrial Building, Kwai Chung Date of Calibration: 5-Nov-21  
 Location ID : Calibration Room Next Calibration Date: 5-Feb-22

### CONDITIONS

Sea Level Pressure (hPa)	1012.5	Corrected Pressure (mm Hg)	759.375
Temperature (°C)	25.6	Temperature (K)	299

### CALIBRATION ORIFICE

Make->	TISCH	Qstd Slope ->	2.10574
Model->	5025A	Qstd Intercept ->	-0.00985
Calibration Date->	19-Jan-21	Expiry Date->	18-Jan-22

### CALIBRATION

Plate No.	H2O (L) (in)	H2O (R) (in)	H2O (in)	Qstd (m3/min)	I (chart)	IC corrected	LINEAR REGRESSION
18	6.2	6.2	12.4	1.675	52	51.93	Slope = 24.2092 Intercept = 10.8881 Corr. coeff. = 0.9959
13	5	5	10.0	1.504	48	47.93	
10	3.9	3.9	7.8	1.329	42	41.94	
8	2.5	2.5	5.0	1.065	36	35.95	
5	1.0	1.0	2.0	0.675	28	27.96	

**Calculations :**

$$Qstd = 1/m[\text{Sqrt}(H2O(Pa/Pstd)(Tstd/Ta))-b]$$

$$IC = I[\text{Sqrt}(Pa/Pstd)(Tstd/Ta)]$$

Qstd = standard flow rate

IC = corrected chart responses

I = actual chart response

m = calibrator Qstd slope

b = calibrator Qstd intercept

Ta = actual temperature during calibration ( deg K )

Pstd = actual pressure during calibration ( mm Hg )

**For subsequent calculation of sampler flow:**

$$1/m(( I )[\text{Sqrt}(298/Tav)(Pav/760)]-b)$$

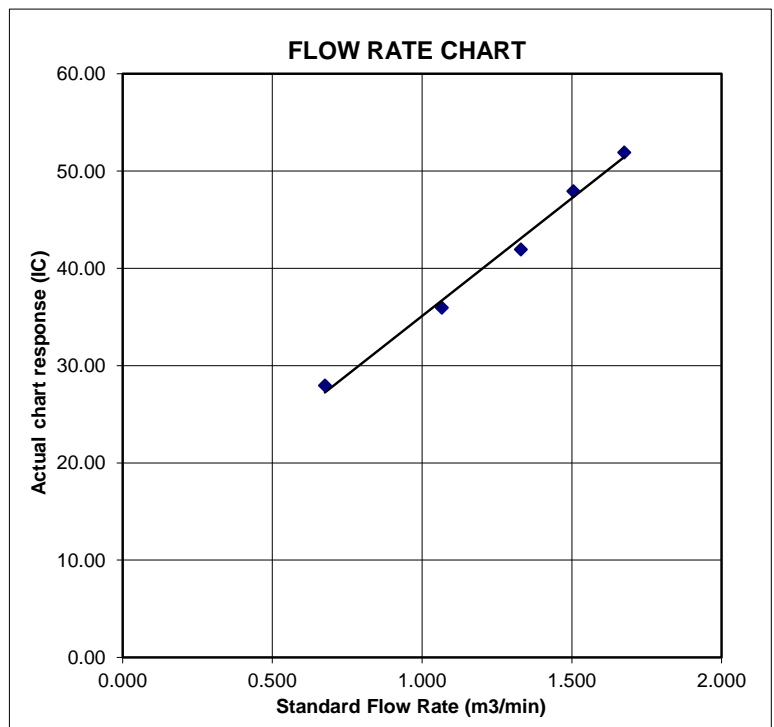
m = sampler slope

b = sampler intercept

I = chart response

Tav = daily average temperature

Pav = daily average pressure



# Certificate of Calibration

Calibration Certification Information			
Cal. Date: January 19, 2021	Rootsmeter S/N: 438320	Ta: 294	°K
Operator: Jim Tisch		Pa: 755.1	mm Hg
Calibration Model #: TE-5025A	Calibrator S/N: 1941		

Run	Vol. Init (m3)	Vol. Final (m3)	ΔVol. (m3)	ΔTime (min)	ΔP (mm Hg)	ΔH (in H2O)
1	1	2	1	1.4830	3.2	2.00
2	3	4	1	1.0420	6.4	4.00
3	5	6	1	0.9290	8.0	5.00
4	7	8	1	0.8840	8.8	5.50
5	9	10	1	0.7340	12.9	8.00

Data Tabulation						
Vstd (m3)	Qstd (x-axis)	$\sqrt{\Delta H \left( \frac{Pa}{Pstd} \right) \left( \frac{Tstd}{Ta} \right)}$ (y-axis)	Va	Qa (x-axis)	$\sqrt{\Delta H \left( \frac{Ta}{Pa} \right)}$ (y-axis)	
1.0029	0.6762	1.4192	0.9958	0.6715	0.8824	
0.9986	0.9583	2.0071	0.9915	0.9516	1.2479	
0.9965	1.0726	2.2440	0.9894	1.0650	1.3952	
0.9954	1.1260	2.3535	0.9883	1.1180	1.4633	
0.9899	1.3487	2.8385	0.9829	1.3391	1.7648	
<b>QSTD</b>	m=	<b>2.10574</b>	<b>QA</b>	m=	<b>1.31858</b>	
	b=	<b>-0.00985</b>		b=	<b>-0.00612</b>	
	r=	<b>0.99992</b>		r=	<b>0.99992</b>	

Calculations			
Vstd=	$\Delta Vol \left( \frac{Pa - \Delta P}{Pstd} \right) \left( \frac{Tstd}{Ta} \right)$	Va=	$\Delta Vol \left( \frac{Pa - \Delta P}{Pa} \right)$
Qstd=	Vstd/ΔTime	Qa=	Va/ΔTime
<b>For subsequent flow rate calculations:</b>			
Qstd=	$1/m \left( \left( \sqrt{\Delta H \left( \frac{Pa}{Pstd} \right) \left( \frac{Tstd}{Ta} \right)} \right) - b \right)$	Qa=	$1/m \left( \left( \sqrt{\Delta H \left( \frac{Ta}{Pa} \right)} \right) - b \right)$

Standard Conditions	
Tstd:	298.15 °K
Pstd:	760 mm Hg
Key	
ΔH:	calibrator manometer reading (in H2O)
ΔP:	rootsmeter manometer reading (mm Hg)
Ta:	actual absolute temperature (°K)
Pa:	actual barometric pressure (mm Hg)
b:	intercept
m:	slope

RECALIBRATION
US EPA recommends annual recalibration per 1998 40 Code of Federal Regulations Part 50 to 51, Appendix B to Part 50, Reference Method for the Determination of Suspended Particulate Matter in the Atmosphere, 9.2.17, page 30



## ALS Laboratory Group

ANALYTICAL CHEMISTRY & TESTING SERVICES

### SUB-CONTRACTING REPORT

CONTACT	: MR K.W. FAN	WORK ORDER	: <b>HK2141279</b>
CLIENT	: ENVIROTECH SERVICES CO.		
ADDRESS	: RM113, 1/F, MY LOFT, 9 HOI WING ROAD, TUEN MUN, N.T. HONG KONG	SUB-BATCH	: 1
		DATE RECEIVED	: 11-OCT-2021
		DATE OF ISSUE	: 21-OCT-2021
PROJECT	: ---	NO. OF SAMPLES	: 1
		CLIENT ORDER	: ---

#### General Comments

- Sample(s) was/ were submitted by client. Sample(s) arrived laboratory in ambient condition. The result(s) related only to the item(s) tested.
- Sample information (Project name, Sample ID, Sampling date/time, etc.) is provided by client.
- Calibration was subcontracted to and analysed by Action-United Environmental Services & Consulting.

#### Signatories

This document has been signed by those names that appear on this report and are the authorised signatories

Signatories

Position

Richard Fung

Managing Director

This is the Final Report and supersedes any preliminary report with this batch number.

All pages of this report have been checked and approved for release.

ALS Technichem (HK) Pty Ltd  
Part of the ALS Laboratory Group

11/F, Chung Shun Knitting Centre 1 - 3 Wing Yip Street Kwai Chung N.T. Hong Kong  
Tel. +852 2610 1044 Fax: +852 2610 2021 www.alsglobal.com

WORK ORDER : HK2141279  
SUB-BATCH : 1  
CLIENT : ENVIROTECH SERVICES CO.  
PROJECT : ----



ALS Lab ID	Client's Sample ID	Sample Type	Sample Date	External Lab Report No.
HK2141279-001	S/N: 436553	Equipments	11-Oct-2021	S/N: 436553

## Equipment Verification Report (TSP)

### Equipment Calibrated:

Type: Laser Dust monitor  
Manufacturer: Sibata LD-3B  
Serial No. 436553  
Equipment Ref: Nil  
Job Order HK2141279

### Standard Equipment:

Standard Equipment: Higher Volume Sampler (TSP)  
Location & Location ID: AUES office (calibration room)  
Equipment Ref: HVS 018  
Last Calibration Date: 2 August 2021

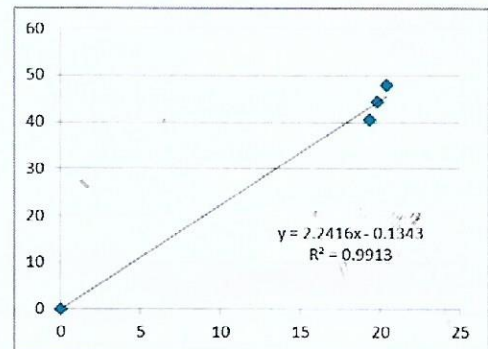
### Equipment Verification Results:

Verification Date: 18 October 2021

Hour	Time	Mean Temp °C	Mean Pressure (hPa)	Concentration in $\mu\text{g}/\text{m}^3$ (Standard Equipment)	Total Count (Calibrated Equipment)	Count/Minute (Total Count/min)
2hr01min	09:16 ~ 11:17	23.9	1018.3	40.5	2344	19.3
2hr01min	11:20 ~ 13:21	23.9	1018.3	44.4	2391	19.8
2hr	13:25 ~ 15:25	23.9	1018.3	48.0	2447	20.4

### Linear Regression of Y or X

Slope (K-factor): 2.2416 ( $\mu\text{g}/\text{m}^3$ )/CPM  
Correlation Coefficient (R) 0.9956  
Date of Issue 20 October 2021



### Remarks:

1. **Strong Correlation ( $R > 0.8$ )**
2. Factor 2.2416 ( $\mu\text{g}/\text{m}^3$ )/CPM should be applied for TSP monitoring

\*If  $R < 0.5$ , repair or re-verification is required for the equipment

Operator: Fai So Signature: [Signature] Date: 20 October 2021

QC Reviewer: Ben Tam Signature: [Signature] Date: 20 October 2021

## TSP SAMPLER CALIBRATION CALCULATION SPREADSHEET

Location : Gold King Industrial Building, Kwai Chung      Date of Calibration: 2-Aug-21  
 Location ID : Calibration Room      Next Calibration Date: 2-Nov-21

### CONDITIONS

Sea Level Pressure (hPa)	998.3	Corrected Pressure (mm Hg)	748.725
Temperature (°C)	30.0	Temperature (K)	303

### CALIBRATION ORIFICE

Make->	TISCH	Qstd Slope ->	2.10574
Model->	5025A	Qstd Intercept ->	-0.00985
Calibration Date->	19-Jan-21	Expiry Date->	18-Jan-22

### CALIBRATION

Plate No.	H2O (L) (in)	H2O (R) (in)	H2O (in)	Qstd (m3/min)	I (chart)	IC corrected	LINEAR REGRESSION		
							Slope =	Intercept =	Corr. coeff. =
18	6.4	6.4	12.8	1.677	50	49.22	30.5541	-0.5839	0.9906
13	5.3	5.3	10.6	1.527	48	47.25			
10	4.4	4.4	8.8	1.391	44	43.31			
8	2.6	2.6	5.2	1.071	31	30.51			
5	1.6	1.6	3.2	0.841	26	25.59			

**Calculations :**

$$Qstd = 1/m[\text{Sqrt}(H2O(Pa/Pstd)(Tstd/Ta))-b]$$

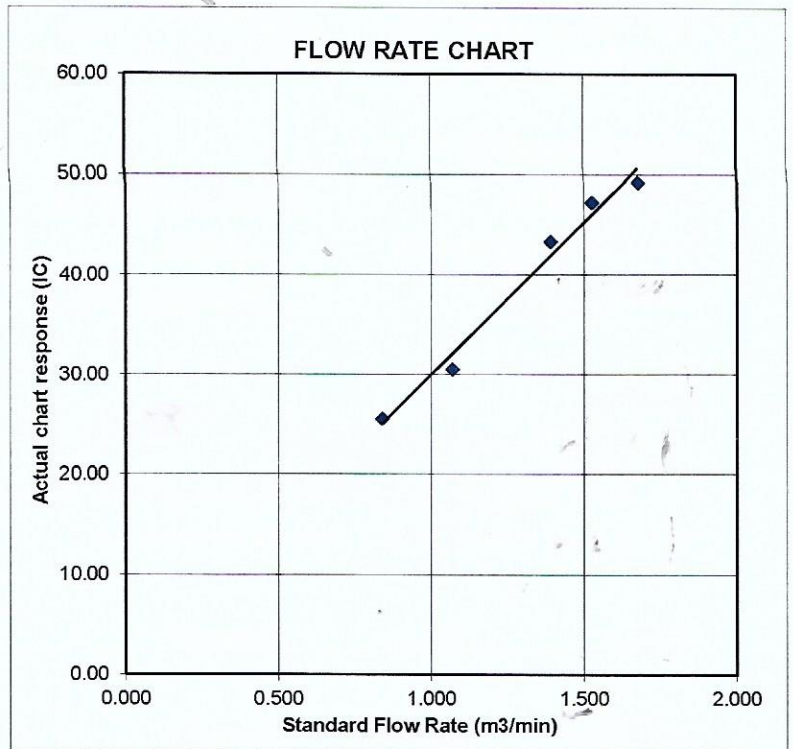
$$IC = I[\text{Sqrt}(Pa/Pstd)(Tstd/Ta)]$$

- Qstd = standard flow rate
- IC = corrected chart responses
- I = actual chart response
- m = calibrator Qstd slope
- b = calibrator Qstd intercept
- Ta = actual temperature during calibration ( deg K )
- Pstd = actual pressure during calibration ( mm Hg )

**For subsequent calculation of sampler flow:**

$$1/m(( I )[\text{Sqrt}(298/Tav)(Pav/760)]-b)$$

- m = sampler slope
- b = sampler intercept
- I = chart response
- Tav = daily average temperature
- Pav = daily average pressure





# Certificate of Calibration

Calibration Certification Information			
Cal. Date: January 19, 2021	Rootsmeter S/N: 438320	Ta: 294	°K
Operator: Jim Tisch		Pa: 755.1	mm Hg
Calibration Model #: TE-5025A	Calibrator S/N: 1941		

Run	Vol. Init (m3)	Vol. Final (m3)	ΔVol. (m3)	ΔTime (min)	ΔP (mm Hg)	ΔH (in H2O)
1	1	2	1	1.4830	3.2	2.00
2	3	4	1	1.0420	6.4	4.00
3	5	6	1	0.9290	8.0	5.00
4	7	8	1	0.8840	8.8	5.50
5	9	10	1	0.7340	12.9	8.00

Data Tabulation					
Vstd (m3)	Qstd (x-axis)	$\sqrt{\Delta H \left( \frac{Pa}{Pstd} \right) \left( \frac{Tstd}{Ta} \right)}$ (y-axis)	Va	Qa (x-axis)	$\sqrt{\Delta H (Ta/Pa)}$ (y-axis)
1.0029	0.6762	1.4192	0.9958	0.6715	0.8824
0.9986	0.9583	2.0071	0.9915	0.9516	1.2479
0.9965	1.0726	2.2440	0.9894	1.0650	1.3952
0.9954	1.1260	2.3535	0.9883	1.1180	1.4633
0.9899	1.3487	2.8385	0.9829	1.3391	1.7648
<b>QSTD</b>	m=	<b>2.10574</b>	<b>QA</b>	m=	<b>1.31858</b>
	b=	<b>-0.00985</b>		b=	<b>-0.00612</b>
	r=	<b>0.99992</b>		r=	<b>0.99992</b>

Calculations	
Vstd= $\Delta Vol \left( \frac{Pa - \Delta P}{Pstd} \right) \left( \frac{Tstd}{Ta} \right)$	Va= $\Delta Vol \left( \frac{Pa - \Delta P}{Pa} \right)$
Qstd= $Vstd / \Delta Time$	Qa= $Va / \Delta Time$
For subsequent flow rate calculations:	
Qstd= $1/m \left( \left( \sqrt{\Delta H \left( \frac{Pa}{Pstd} \right) \left( \frac{Tstd}{Ta} \right)} \right) - b \right)$	Qa= $1/m \left( \left( \sqrt{\Delta H (Ta/Pa)} \right) - b \right)$

Standard Conditions	
Tstd:	298.15 °K
Pstd:	760 mm Hg
Key	
ΔH:	calibrator manometer reading (in H2O)
ΔP:	rootsmeter manometer reading (mm Hg)
Ta:	actual absolute temperature (°K)
Pa:	actual barometric pressure (mm Hg)
b:	intercept
m:	slope

RECALIBRATION
US EPA recommends annual recalibration per 1998 40 Code of Federal Regulations Part 50 to 51, Appendix B to Part 50, Reference Method for the Determination of Suspended Particulate Matter in the Atmosphere, 9.2.17, page 30



## ALS Laboratory Group

ANALYTICAL CHEMISTRY & TESTING SERVICES

### SUB-CONTRACTING REPORT

CONTACT : MR K.W. FAN  
CLIENT : ENVIROTECH SERVICES CO.  
ADDRESS : RM113, 1/F, MY LOFT, 9 HOI WING ROAD,  
TUEN MUN, N.T. HONG KONG

WORK ORDER : **HK2208527**

SUB-BATCH : 1  
DATE RECEIVED : 7-MAR-2022  
DATE OF ISSUE : 15-MAR-2022

PROJECT : ---

NO. OF SAMPLES : 1  
CLIENT ORDER : ---

#### General Comments

- Sample(s) was/ were submitted by client. Sample(s) arrived laboratory in ambient condition. The result(s) related only to the item(s) tested.
- Sample information (Project name, Sample ID, Sampling date/time, etc.) is provided by client.
- Calibration was subcontracted to and analysed by Action-United Environmental Services & Consulting.

#### Signatories

This document has been signed by those names that appear on this report and are the authorised signatories

Signatories

Position

Richard Fung

Managing Director

This is the Final Report and supersedes any preliminary report with this batch number.

All pages of this report have been checked and approved for release.

ALS Technichem (HK) Pty Ltd  
Part of the ALS Laboratory Group

11/F Chung Shun Knitting Centre 1 - 3 Wing Yip Street Kwai Chung N.T. Hong Kong  
Tel. +852 2610 1044 Fax +852 2610 2021 www.alsglobal.com

WORK ORDER : HK2208527  
SUB-BATCH : 1  
CLIENT : ENVIROTECH SERVICES CO.  
PROJECT : ----



ALS Lab ID	Client's Sample ID	Sample Type	Sample Date	External Lab Report No.
HK2208527-001	S/N: 326285	Equipments	07-Mar-2022	S/N: 326285

# Equipment Verification Report (TSP)

## Equipment Calibrated:

Type: Laser Dust monitor  
Manufacturer: Sibata LD – 3B  
Serial No. 326285  
Equipment Ref: NA  
Job Order HK2208527

## Standard Equipment:

Standard Equipment: Higher Volume Sampler (TSP)  
Location & Location ID: AUES office (calibration room)  
Equipment Ref: HVS 018  
Last Calibration Date: 22 February 2022

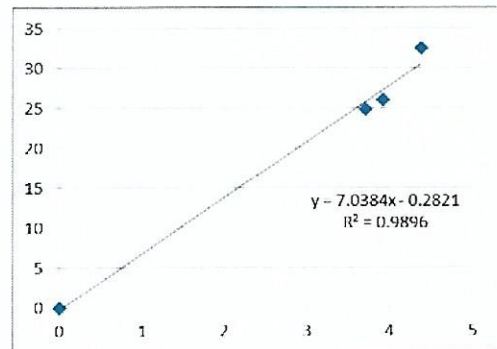
## Equipment Verification Results:

Verification Date: 8 March 2022

Hour	Time	Mean Temp °C	Mean Pressure (hPa)	Concentration in ug/m <sup>3</sup> (Standard Equipment)	Total Count (Calibrated Equipment)	Count/Minute (Total Count/min)
2hr01mins	09:31 ~ 11:32	19.5	1012.7	26.1	475	3.9
2hr01mins	11:34 ~ 13:35	19.5	1012.7	24.9	450	3.7
2hr03mins	13:37 ~ 15:40	19.5	1012.7	32.5	539	4.4

## Linear Regression of Y or X

Slope (K-factor): 7.0384 (µg/m<sup>3</sup>)/CPM  
Correlation Coefficient (R) 0.9947  
Date of Issue 10 March 2022



## Remarks:

1. **Strong Correlation (R>0.8)**
2. Factor 7.0384 (µg/m<sup>3</sup>)/CPM should be applied for TSP monitoring

\*If R<0.5, repair or re-verification is required for the equipment

Operator : Martin Li Signature :  Date : 10 March 2022

QC Reviewer : Ben Tam Signature :  Date : 10 March 2022

## TSP SAMPLER CALIBRATION CALCULATION SPREADSHEET

Location : Gold King Industrial Building, Kwai Chung Date of Calibration: 22-Feb-22  
 Location ID : Calibration Room Next Calibration Date: 22-May-22

### CONDITIONS

Sea Level Pressure (hPa)	1010.8	Corrected Pressure (mm Hg)	758.1
Temperature (°C)	22.8	Temperature (K)	296

### CALIBRATION ORIFICE

Make->	TISCH	Qstd Slope ->	1.99838
Model->	5025A	Qstd Intercept ->	-0.00903
Calibration Date->	27-Dec-21	Expiry Date->	27-Dec-22

### CALIBRATION

Plate No.	H2O (L) (in)	H2O (R) (in)	H2O (in)	Qstd (m3/min)	I (chart)	IC corrected	LINEAR REGRESSION		
							Slope =	Intercept =	Corr. coeff. =
18	5.8	5.8	11.6	1.713	54	54.13	27.3242	7.2177	0.9997
13	4.7	4.7	9.4	1.543	49	49.12			
10	3.6	3.6	7.2	1.351	44	44.11			
8	2.3	2.3	4.6	1.080	37	37.09			
5	1.4	1.4	2.8	0.844	30	30.07			

#### Calculations :

$$Qstd = 1/m[\text{sqrt}(H2O(Pa/Pstd)(Tstd/Ta))-b]$$

$$IC = I[\text{sqrt}(Pa/Pstd)(Tstd/Ta)]$$

Qstd = standard flow rate

IC = corrected chart responses

I = actual chart response

m = calibrator Qstd slope

b = calibrator Qstd intercept

Ta = actual temperature during calibration ( deg K )

Pstd = actual pressure during calibration ( mm Hg )

#### For subsequent calculation of sampler flow:

$$1/m(( I )[\text{sqrt}(298/Tav)(Pav/760)]-b)$$

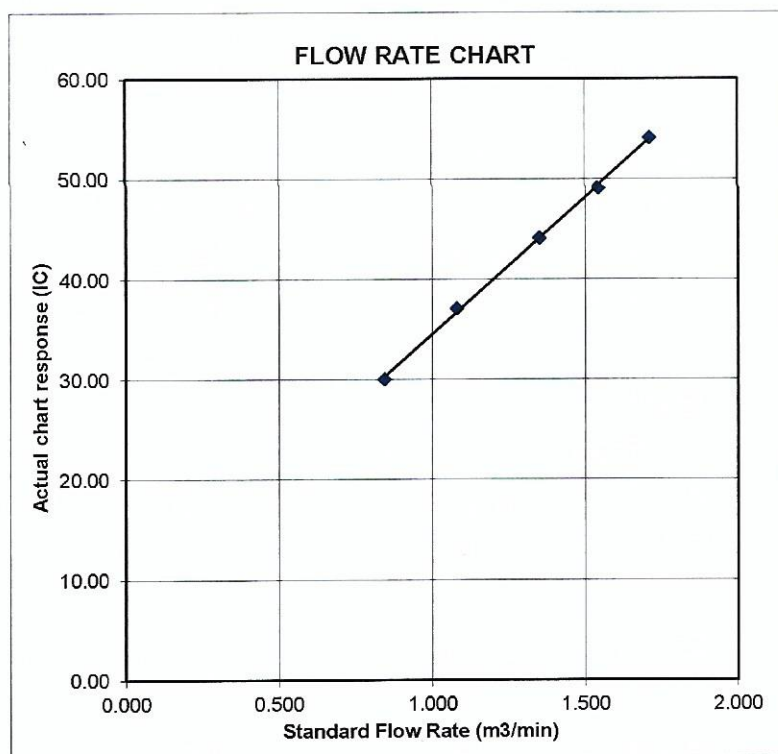
m = sampler slope

b = sampler intercept

I = chart response

Tav = daily average temperature

Pav = daily average pressure



# Certificate of Calibration

Calibration Certification Information			
Cal. Date: December 27, 2021	Rootsmeter S/N: 438320	Ta: 295 °K	
Operator: Jim Tisch		Pa: 740.4 mm Hg	
Calibration Model #: TE-5025A	Calibrator S/N: <b>1612</b>		

Run	Vol. Init (m3)	Vol. Final (m3)	ΔVol. (m3)	ΔTime (min)	ΔP (mm Hg)	ΔH (in H2O)
1	1	2	1	1.3890	3.2	2.00
2	3	4	1	0.9760	6.4	4.00
3	5	6	1	0.8740	7.9	5.00
4	7	8	1	0.8320	8.8	5.50
5	9	10	1	0.6870	12.7	8.00

Data Tabulation					
Vstd (m3)	Qstd (x-axis)	$\sqrt{\Delta H \left( \frac{Pa}{Pstd} \right) \left( \frac{Tstd}{Ta} \right)}$ (y-axis)	Va	Qa (x-axis)	$\sqrt{\Delta H \left( \frac{Ta}{Pa} \right)}$ (y-axis)
0.9799	0.7055	1.4029	0.9957	0.7168	0.8927
0.9756	0.9996	1.9841	0.9914	1.0157	1.2624
0.9736	1.1140	2.2183	0.9893	1.1320	1.4114
0.9724	1.1688	2.3265	0.9881	1.1876	1.4803
0.9673	1.4079	2.8059	0.9828	1.4306	1.7853
<b>QSTD</b>	m=	<b>1.99838</b>	<b>QA</b>	m=	<b>1.25135</b>
	b=	<b>-0.00903</b>		b=	<b>-0.00574</b>
	r=	<b>0.99999</b>		r=	<b>0.99999</b>

Calculations	
Vstd= $\Delta Vol \left( \frac{Pa - \Delta P}{Pstd} \right) \left( \frac{Tstd}{Ta} \right)$	Va= $\Delta Vol \left( \frac{Pa - \Delta P}{Pa} \right)$
Qstd= $Vstd / \Delta Time$	Qa= $Va / \Delta Time$
For subsequent flow rate calculations:	
Qstd= $1/m \left( \left( \sqrt{\Delta H \left( \frac{Pa}{Pstd} \right) \left( \frac{Tstd}{Ta} \right)} \right) - b \right)$	Qa= $1/m \left( \left( \sqrt{\Delta H \left( \frac{Ta}{Pa} \right)} \right) - b \right)$

Standard Conditions	
Tstd:	298.15 °K
Pstd:	760 mm Hg
Key	
ΔH: calibrator manometer reading (in H2O)	
ΔP: rootsmeter manometer reading (mm Hg)	
Ta: actual absolute temperature (°K)	
Pa: actual barometric pressure (mm Hg)	
b: intercept	
m: slope	

RECALIBRATION
US EPA recommends annual recalibration per 1998 40 Code of Federal Regulations Part 50 to 51, Appendix B to Part 50, Reference Method for the Determination of Suspended Particulate Matter in the Atmosphere, 9.2.17, page 30



### SUB-CONTRACTING REPORT

CONTACT	: MR K.W. FAN	WORK ORDER	: <b>HK2219480</b>
CLIENT	: ENVIROTECH SERVICES CO.		
ADDRESS	: RM 712, 7/F, MY LOFT 9 HOI WING ROAD, TUEN MUN, N.T., HK	SUB-BATCH	: 1
		DATE RECEIVED	: 26-MAY-2022
		DATE OF ISSUE	: 7-JUN-2022
PROJECT	: ----	NO. OF SAMPLES	: 1
		CLIENT ORDER	: ----

#### General Comments

- Sample(s) was/ were submitted by client. Sample(s) arrived laboratory in ambient condition. The result(s) related only to the item(s) tested.
- Sample information (Project name, Sample ID, Sampling date/time, etc.) is provided by client.
- Calibration was subcontracted to and analysed by Action-United Environmental Services & Consulting.

#### Signatories

This document has been signed by those names that appear on this report and are the authorised signatories

Signatories

Position

Richard Fung

Managing Director

This is the Final Report and supersedes any preliminary report with this batch number.

All pages of this report have been checked and approved for release.

ALS Technichem (HK) Pty Ltd  
Part of the ALS Laboratory Group

11/F Chung Shun Knitting Centre 1 - 3 Wing Yip Street Kwai Chung N.T. Hong Kong  
Kwai Tsing Hong Kong

WORK ORDER : HK2219480  
SUB-BATCH : 1  
CLIENT : ENVIROTECH SERVICES CO.  
PROJECT : ----



ALS Lab ID	Client's Sample ID	Sample Type	Sample Date	External Lab Report No.
HK2219480-001	S/N: 476664	Equipments	26-May-2022	S/N: 476664



## Equipment Verification Report (TSP)

### Equipment Calibrated:

Type: Laser Dust monitor  
Manufacturer: Sibata LD – 3B  
Serial No. 476664  
Equipment Ref: NA  
Job Order HK2219480

### Standard Equipment:

Standard Equipment: Higher Volume Sampler (TSP)  
Location & Location ID: AUES office (calibration room)  
Equipment Ref: HVS 018  
Last Calibration Date: 27 May 2022

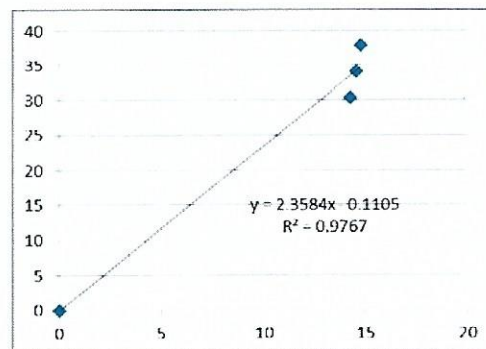
### Equipment Verification Results:

Verification Date: 27 May 2022

Hour	Time	Mean Temp °C	Mean Pressure (hPa)	Concentration in $\mu\text{g}/\text{m}^3$ (Standard Equipment)	Total Count (Calibrated Equipment)	Count/Minute (Total Count/min)
2hr01mins	09:27 ~ 11:28	27.4	1004.3	38.0	1779	14.8
2hr01mins	11:32 ~ 13:33	27.4	1004.3	30.3	1727	14.2
2hr	13:37 ~ 15:37	27.4	1004.3	34.1	1751	14.6

### Linear Regression of Y or X

Slope (K-factor): 2.3584 ( $\mu\text{g}/\text{m}^3$ )/CPM  
Correlation Coefficient (R) 0.9883  
Date of Issue 2 June 2022




### Remarks:

1. **Strong** Correlation ( $R > 0.8$ )
2. Factor 2.3584 ( $\mu\text{g}/\text{m}^3$ )/CPM should be applied for TSP monitoring

\*If  $R < 0.5$ , repair or re-verification is required for the equipment

Operator : Fai So Signature :  Date : 2 June 2022

QC Reviewer : Ben Tam Signature :  Date : 2 June 2022

## TSP SAMPLER CALIBRATION CALCULATION SPREADSHEET

Location : Gold King Industrial Building, Kwai Chung  
 Location ID : Calibration Room

Date of Calibration: 27-May-22  
 Next Calibration Date: 27-Aug-22

### CONDITIONS

Sea Level Pressure (hPa)	1004.3	Corrected Pressure (mm Hg)	753.225
Temperature (°C)	27.4	Temperature (K)	300

### CALIBRATION ORIFICE

Make->	TISCH	Qstd Slope ->	1.99838
Model->	5025A	Qstd Intercept ->	-0.00903
Calibration Date->	27-Dec-21	Expiry Date->	27-Dec-22

### CALIBRATION

Plate No.	H2O (L) (in)	H2O (R) (in)	H2O (in)	Qstd (m3/min)	I (chart)	IC corrected	LINEAR REGRESSION
18	6	6	12.0	1.723	54	53.54	Slope = 29.5236 Intercept = 2.4681 Corr. coeff. = 0.9935
13	5	5	10.0	1.574	48	47.59	
10	3.7	3.7	7.4	1.354	44	43.63	
8	2.4	2.4	4.8	1.092	36	35.70	
5	1.6	1.6	3.2	0.892	28	27.76	

**Calculations :**

$$Qstd = 1/m[\text{Sqrt}(H2O(Pa/Pstd)(Tstd/Ta))-b]$$

$$IC = I[\text{Sqrt}(Pa/Pstd)(Tstd/Ta)]$$

Qstd = standard flow rate

IC = corrected chart responses

I = actual chart response

m = calibrator Qstd slope

b = calibrator Qstd intercept

Ta = actual temperature during calibration ( deg K )

Pstd = actual pressure during calibration ( mm Hg )

**For subsequent calculation of sampler flow:**

$$1/m(( I )[\text{Sqrt}(298/Tav)(Pav/760)]-b)$$

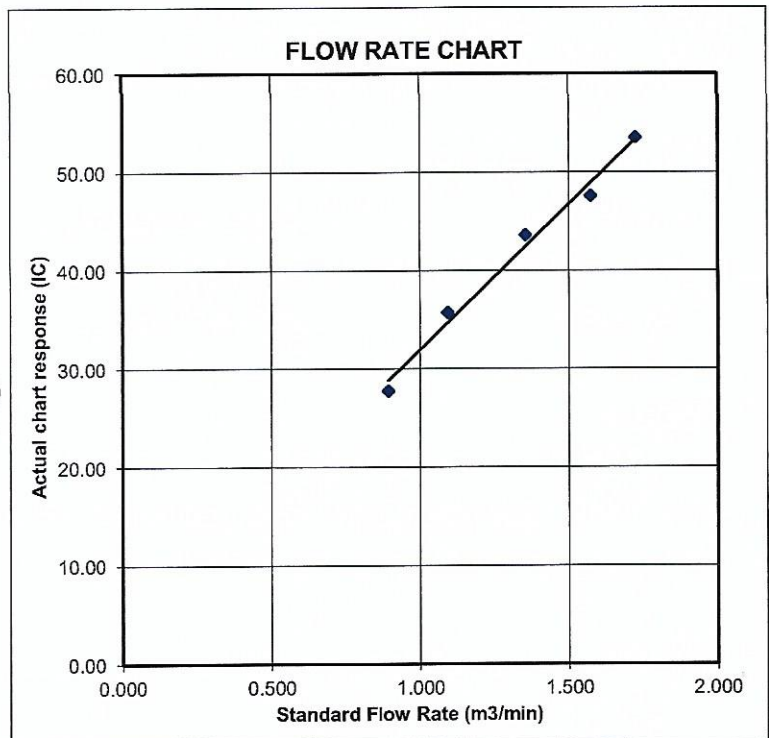
m = sampler slope

b = sampler intercept

I = chart response

Tav = daily average temperature

Pav = daily average pressure



# Certificate of Calibration

Calibration Certification Information			
Cal. Date: December 27, 2021	Rootsmeter S/N: 438320	Ta: 295	°K
Operator: Jim Tisch		Pa: 740.4	mm Hg
Calibration Model #: TE-5025A	Calibrator S/N: <b>1612</b>		


Run	Vol. Init (m3)	Vol. Final (m3)	ΔVol. (m3)	ΔTime (min)	ΔP (mm Hg)	ΔH (in H2O)
1	1	2	1	1.3890	3.2	2.00
2	3	4	1	0.9760	6.4	4.00
3	5	6	1	0.8740	7.9	5.00
4	7	8	1	0.8320	8.8	5.50
5	9	10	1	0.6870	12.7	8.00

Data Tabulation						
Vstd (m3)	Qstd (x-axis)	$\sqrt{\Delta H \left( \frac{Pa}{Pstd} \right) \left( \frac{Tstd}{Ta} \right)}$ (y-axis)	Va	Qa (x-axis)	$\sqrt{\Delta H \left( \frac{Ta}{Pa} \right)}$ (y-axis)	
0.9799	0.7055	1.4029	0.9957	0.7168	0.8927	
0.9756	0.9996	1.9841	0.9914	1.0157	1.2624	
0.9736	1.1140	2.2183	0.9893	1.1320	1.4114	
0.9724	1.1688	2.3265	0.9881	1.1876	1.4803	
0.9673	1.4079	2.8059	0.9828	1.4306	1.7853	
<b>QSTD</b>	m=	<b>1.99838</b>	<b>QA</b>	m=	<b>1.25135</b>	
	b=	<b>-0.00903</b>		b=	<b>-0.00574</b>	
	r=	<b>0.99999</b>		r=	<b>0.99999</b>	

Calculations			
Vstd=	$\Delta Vol \left( \frac{Pa - \Delta P}{Pstd} \right) \left( \frac{Tstd}{Ta} \right)$	Va=	$\Delta Vol \left( \frac{Pa - \Delta P}{Pa} \right)$
Qstd=	Vstd/ΔTime	Qa=	Va/ΔTime
For subsequent flow rate calculations:			
Qstd=	$1/m \left( \left( \sqrt{\Delta H \left( \frac{Pa}{Pstd} \right) \left( \frac{Tstd}{Ta} \right)} \right) - b \right)$	Qa=	$1/m \left( \left( \sqrt{\Delta H \left( \frac{Ta}{Pa} \right)} \right) - b \right)$

Standard Conditions	
Tstd:	298.15 °K
Pstd:	760 mm Hg
<b>Key</b>	
ΔH: calibrator manometer reading (in H2O)	
ΔP: rootsmeter manometer reading (mm Hg)	
Ta: actual absolute temperature (°K)	
Pa: actual barometric pressure (mm Hg)	
b: intercept	
m: slope	

RECALIBRATION
US EPA recommends annual recalibration per 1998 40 Code of Federal Regulations Part 50 to 51, Appendix B to Part 50, Reference Method for the Determination of Suspended Particulate Matter in the Atmosphere, 9.2.17, page 30



輝創工程有限公司

Sun Creation Engineering Limited

Calibration & Testing Laboratory

# Certificate of Calibration

## 校正證書

Certificate No. : C216702  
證書編號

ITEM TESTED / 送檢項目 ( Job No. / 序引編號 : IC21-2322 )      Date of Receipt / 收件日期 : 9 November 2021

Description / 儀器名稱 : Sound Level Meter  
Manufacturer / 製造商 : Rion  
Model No. / 型號 : NL-52  
Serial No. / 編號 : 00710259  
Supplied By / 委託者 : Envirotech Services Co.  
Room 113, 1/F, My Loft, 9 Hoi Wing Road, Tuen Mun,  
New Territories, Hong Kong

### TEST CONDITIONS / 測試條件

Temperature / 溫度 :  $(23 \pm 2)^{\circ}\text{C}$       Relative Humidity / 相對濕度 :  $(50 \pm 25)\%$   
Line Voltage / 電壓 : ---

### TEST SPECIFICATIONS / 測試規範

Calibration


DATE OF TEST / 測試日期 : 20 November 2021

### TEST RESULTS / 測試結果

The results apply to the particular unit-under-test only.  
The results do not exceed manufacturer's specification. (after adjustment)  
The results are detailed in the subsequent page(s).

The test equipment used for calibration are traceable to National Standards via :

- The Government of The Hong Kong Special Administrative Region Standard & Calibration Laboratory
- Agilent Technologies / Keysight Technologies
- Fluke Everett Service Center, USA

Tested By :   
測試 : H T Wong  
Assistant Engineer

Certified By :   
核證 : K/C Lee  
Engineer

Date of Issue : 22 November 2021  
簽發日期

The test equipment used for calibration is traceable to the National Standards as specified in this certificate. This certificate shall not be reproduced except in full, without the prior written approval of this laboratory.

本證書所載校正用之測試器材均可溯源至國際標準。局部複印本證書需先獲本實驗室書面批准。

Sun Creation Engineering Limited - Calibration & Testing Laboratory

c/o 4/F, 1 Hing On Lane, Tuen Mun, New Territories, Hong Kong

輝創工程有限公司 - 校正及檢測實驗室

c/o 香港新界屯門興安里一號四樓

Tel/電話: (852) 2927 2606

Fax/傳真: (852) 2744 8986

E-mail/電郵: callab@suncreation.com

Website/網址: www.suncreation.com

# Certificate of Calibration

## 校正證書

Certificate No. : C216702  
證書編號

- The unit-under-test (UUT) was allowed to stabilize in the laboratory for over 12 hours, and switched on to warm up for over 10 minutes before the commencement of the test.
- Self-calibration using the internal standard (After Adjustment) was performed before the test 6.1.1.2 to 6.3.2.
- The results presented are the mean of 3 measurements at each calibration point.
- Test equipment :

<u>Equipment ID</u>	<u>Description</u>	<u>Certificate No.</u>
CL280	40 MHz Arbitrary Waveform Generator	C210084
CL281	Multifunction Acoustic Calibrator	AV210017

5. Test procedure : MA101N.

6. Results :

6.1 Sound Pressure Level

6.1.1 Reference Sound Pressure Level

6.1.1.1 Before Adjustment

UUT Setting				Applied Value		UUT Reading (dB)	IEC 61672 Class 1 Spec. (dB)
Range (dB)	Function	Frequency Weighting	Time Weighting	Level (dB)	Freq. (kHz)		
30 - 130	L <sub>A</sub>	A	Fast	94.00	1	* 96.0	± 1.1

\* Out of IEC 61672 Class 1 Spec.

6.1.1.2 After Adjustment

UUT Setting				Applied Value		UUT Reading (dB)	IEC 61672 Class 1 Spec. (dB)
Range (dB)	Function	Frequency Weighting	Time Weighting	Level (dB)	Freq. (kHz)		
30 - 130	L <sub>A</sub>	A	Fast	94.00	1	94.0	± 1.1

6.1.2 Linearity

UUT Setting				Applied Value		UUT Reading (dB)
Range (dB)	Function	Frequency Weighting	Time Weighting	Level (dB)	Freq. (kHz)	
30 - 130	L <sub>A</sub>	A	Fast	94.00	1	94.0 (Ref.)
				104.00		104.1
				114.00		114.1

IEC 61672 Class 1 Spec. : ± 0.6 dB per 10 dB step and ± 1.1 dB for overall different.

The test equipment used for calibration is traceable to the National Standards as specified in this certificate. This certificate shall not be reproduced except in full, without the prior written approval of this laboratory.

本證書所載校正用之測試器材均可溯源至國際標準。局部複印本證書需先獲本實驗室所書面批准。

# Certificate of Calibration

## 校正證書

Certificate No. : C216702  
證書編號

### 6.2 Time Weighting

UUT Setting				Applied Value		UUT Reading (dB)	IEC 61672 Class 1 Spec. (dB)
Range (dB)	Function	Frequency Weighting	Time Weighting	Level (dB)	Freq. (kHz)		
30 - 130	L <sub>A</sub>	A	Fast	94.00	1	94.0	Ref. ± 0.3
			Slow			94.0	

### 6.3 Frequency Weighting

#### 6.3.1 A-Weighting

UUT Setting				Applied Value		UUT Reading (dB)	IEC 61672 Class 1 Spec. (dB)
Range (dB)	Function	Frequency Weighting	Time Weighting	Level (dB)	Freq.		
30 - 130	L <sub>A</sub>	A	Fast	94.00	63 Hz	67.7	-26.2 ± 1.5
					125 Hz	77.7	-16.1 ± 1.5
					250 Hz	85.3	-8.6 ± 1.4
					500 Hz	90.7	-3.2 ± 1.4
					1 kHz	94.0	Ref.
					2 kHz	95.2	+1.2 ± 1.6
					4 kHz	95.0	+1.0 ± 1.6
					8 kHz	92.9	-1.1 (+2.1 ; -3.1)
16 kHz	86.0	-6.6 (+3.5 ; -17.0)					

#### 6.3.2 C-Weighting

UUT Setting				Applied Value		UUT Reading (dB)	IEC 61672 Class 1 Spec. (dB)
Range (dB)	Function	Frequency Weighting	Time Weighting	Level (dB)	Freq.		
30 - 130	L <sub>C</sub>	C	Fast	94.00	63 Hz	93.1	-0.8 ± 1.5
					125 Hz	93.8	-0.2 ± 1.5
					250 Hz	94.0	0.0 ± 1.4
					500 Hz	94.0	0.0 ± 1.4
					1 kHz	94.0	Ref.
					2 kHz	93.8	-0.2 ± 1.6
					4 kHz	93.2	-0.8 ± 1.6
					8 kHz	91.0	-3.0 (+2.1 ; -3.1)
16 kHz	84.1	-8.5 (+3.5 ; -17.0)					

The test equipment used for calibration is traceable to the National Standards as specified in this certificate. This certificate shall not be reproduced except in full, without the prior written approval of this laboratory.

本證書所載校正用之測試器材均可溯源至國際標準。局部複印本證書需先獲本實驗室書面批准。



# Certificate of Calibration

## 校正證書

Certificate No. : C216702  
證書編號

Remarks : - UUT Microphone Model No. : UC-59 & S/N : 13748

- Mfr's Spec. : IEC 61672 Class 1

- Uncertainties of Applied Value :

94 dB	: 63 Hz - 125 Hz	: ± 0.35 dB
	250 Hz - 500 Hz	: ± 0.30 dB
	1 kHz	: ± 0.20 dB
	2 kHz - 4 kHz	: ± 0.35 dB
	8 kHz	: ± 0.45 dB
	12.5 kHz	: ± 0.70 dB
104 dB	: 1 kHz	: ± 0.10 dB (Ref. 94 dB)
114 dB	: 1 kHz	: ± 0.10 dB (Ref. 94 dB)

- The uncertainties are for a confidence probability of not less than 95 %.

Note :

Only the original copy or the laboratory's certified true copy is valid.

The values given in this Certificate only relate to the values measured at the time of the test and any uncertainties quoted will not include allowance for the equipment long term drift, variations with environment changes, vibration and shock during transportation, overloading, mis-handling, or the capability of any other laboratory to repeat the measurement. Sun Creation Engineering Limited shall not be liable for any loss or damage resulting from the use of the equipment.

The test equipment used for calibration is traceable to the National Standards as specified in this certificate. This certificate shall not be reproduced except in full, without the prior written approval of this laboratory.

本證書所載校正用之測試器材均可溯源至國際標準。局部複印本證書需先獲本實驗所書面批准。

Sun Creation Engineering Limited – Calibration & Testing Laboratory

c/o 4/F, 1 Hing On Lane, Tuen Mun, New Territories, Hong Kong

輝創工程有限公司 - 校正及檢測實驗室


c/o 香港新界屯門興安里一號四樓

Tel/電話: (852) 2927 2606

Fax/傳真: (852) 2744 8986

E-mail/電郵: callab@suncreation.com

Website/網址: www.suncreation.com



輝創工程有限公司

Sun Creation Engineering Limited

Calibration & Testing Laboratory

# Certificate of Calibration

## 校正證書

Certificate No. : C217234

證書編號

ITEM TESTED / 送檢項目 (Job No. / 序引編號 : IC21-2432) Date of Receipt / 收件日期 : 25 November 2021

Description / 儀器名稱 : Precision Acoustic Calibrator  
Manufacturer / 製造商 : LARSON DAVIS  
Model No. / 型號 : CAL200  
Serial No. / 編號 : 10227  
Supplied By / 委託者 : Envirotech Services Co.  
Room 113, 1/F, My Loft, 9 Hoi Wing Road, Tuen Mun,  
New Territories, Hong Kong

### TEST CONDITIONS / 測試條件

Temperature / 溫度 :  $(23 \pm 2)^{\circ}\text{C}$

Relative Humidity / 相對濕度 :  $(50 \pm 25)\%$

Line Voltage / 電壓 : ---

### TEST SPECIFICATIONS / 測試規範

Calibration check

DATE OF TEST / 測試日期 : 16 December 2021

### TEST RESULTS / 測試結果

The results apply to the particular unit-under-test only.

The results are detailed in the subsequent page(s).


The test equipment used for calibration are traceable to National Standards via :

- The Government of The Hong Kong Special Administrative Region Standard & Calibration Laboratory
- Agilent Technologies / Keysight Technologies
- Fluke Everett Service Center, USA

Tested By

測試


:

  
K P Cheuk  
Project Engineer

Certified By

核證

:

  
K C Lee  
Engineer

Date of Issue

簽發日期

:

16 December 2021

The test equipment used for calibration is traceable to the National Standards as specified in this certificate. This certificate shall not be reproduced except in full, without the prior written approval of this laboratory.

本證書所載校正用之測試器材均可溯源至國際標準。局部複印本證書需先獲本實驗所書面批准。

Sun Creation Engineering Limited Calibration & Testing Laboratory

c/o 4/F, 1 Hing On Lane, Tuen Mun, New Territories, Hong Kong

輝創工程有限公司 - 校正及檢測實驗室

c/o 香港新界屯門興安里一號四樓

Tel/電話: (852) 2927 2606

Fax/傳真: (852) 2744 8986

E-mail/電郵: callab@suncreation.com

Website/網址: www.suncreation.com



# Certificate of Calibration

## 校正證書

Certificate No. : C217234

證書編號

- The unit-under-test (UUT) was allowed to stabilize in the laboratory for over 12 hours before the commencement of the test.
- The results presented are the mean of 3 measurements at each calibration point.
- Test equipment :

<u>Equipment ID</u>	<u>Description</u>	<u>Certificate No.</u>
CL130	Universal Counter	C213954
CL281	Multifunction Acoustic Calibrator	AV210017
TST150A	Measuring Amplifier	C201309

- Test procedure : MA100N.

- Results :

### 5.1 Sound Level Accuracy

UUT Nominal Value	Measured Value (dB)	Uncertainty of Measured Value (dB)
94 dB, 1 kHz	93.8	± 0.2
114 dB, 1 kHz	113.8	

### 5.2 Frequency Accuracy

UUT Nominal Value (kHz)	Measured Value (kHz)	Uncertainty of Measured Value (Hz)
1	1.000	± 1

Remark : The uncertainties are for a confidence probability of not less than 95 %.

Note :

Only the original copy or the laboratory's certified true copy is valid.

The values given in this Certificate only relate to the values measured at the time of the test and any uncertainties quoted will not include allowance for the equipment long term drift, variations with environment changes, vibration and shock during transportation, overloading, mis-handling, or the capability of any other laboratory to repeat the measurement. Sun Creation Engineering Limited shall not be liable for any loss or damage resulting from the use of the equipment.