

High-Volume TSP Sampler
5-Point Calibration Record

Location : AM1(ICC)
 Calibrated by : K.T.Ho
 Date : 16/06/2016

Sampler

Model : TE-5170
 Serial Number : S/N 0767

Calibration Orifice and Standard Calibration Relationship

Serial Number : 2454
 Service Date : 14 Mar 2016
 Slope (m) : 2.09532
 Intercept (b) : -0.03812
 Correlation Coefficient(r) : 0.99994

Standard Condition

Pstd (hpa) : 1013
 Tstd (K) : 298.18

Calibration Condition


Pa (hpa) : 1008
 Ta(K) : 304

Resistance Plate	dH [green liquid] (inch water)	Z	X=Qstd (cubic meter/min)	IC (chart)	Y (corrected)
1 18 holes	10.0	3.118	1.514	58	57.19
2 13 holes	8.0	2.789	1.358	50	49.30
3 10 holes	5.8	2.375	1.161	40	39.44
4 7 holes	4.0	1.972	0.969	32	31.55
5 5 holes	2.2	1.462	0.727	20	19.72

Notes: $Z=\sqrt{dH(Pa/Pstd)(Tstd/Ta)}$, $X=Z/m-b$, $Y(\text{Corrected Flow})=IC*\{\sqrt{Pa/Pstd}(Tstd/Ta)\}$

Sampler Calibration Relationship

Slope(m):47.189 Intercept(b): -14.634 Correlation Coefficient(r): 0.9995

Checked by: 
 Magnum Fan

Date: 22/06/2016

High-Volume TSP Sampler
5-Point Calibration Record

Location : AM1(ICC)
 Calibrated by : K.T.Ho
 Date : 16/08/2016

Sampler

Model : TE-5170
 Serial Number : S/N 0767

Calibration Orifice and Standard Calibration Relationship

Serial Number : 2454
 Service Date : 14 Mar 2015
 Slope (m) : 2.09532
 Intercept (b) : -0.03812
 Correlation Coefficient(r) : 0.99994

Standard Condition

Pstd (hpa) : 1013
 Tstd (K) : 298.18

Calibration Condition

Pa (hpa) : 1008
 Ta(K) : 303


Resistance Plate	dH [green liquid] (inch water)	Z	X=Qstd (cubic meter/min)	IC (chart)	Y (corrected)
1 18 holes	10.2	3.160	1.534	60	59.36
2 13 holes	8.4	2.867	1.395	53	52.43
3 10 holes	6.2	2.463	1.203	44	43.54
4 7 holes	4.4	2.075	1.018	36	35.61
5 5 holes	2.6	1.595	0.790	26	25.72

Notes: $Z = \sqrt{dH(Pa/Pstd)(Tstd/Ta)}$, $X = Z/m - b$, $Y(\text{Corrected Flow}) = IC * \{\sqrt{Pa/Pstd}(Tstd/Ta)\}$

Sampler Calibration Relationship

Slope(m): 45.015 Intercept(b): -10.155

Correlation Coefficient(r): 0.9996

Checked by: 
 Magnum Fan

Date: 23/08/2016

High-Volume TSP Sampler
5-Point Calibration Record

Location : AM2 (Harbourside)
 Calibrated by : K.T.Ho
 Date : 16/06/2016

Sampler

Model : TE-5170
 Serial Number : S/N 8919

Calibration Orifice and Standard Calibration Relationship

Serial Number : 2454
 Service Date : 14 Mar 2016
 Slope (m) : 2.10326
 Intercept (b) : -0.06696
 Correlation Coefficient(r) : 0.99989

Standard Condition

Pstd (hpa) : 1013
 Tstd (K) : 298.18

Calibration Condition

Pa (hpa) : 1008
 Ta(K) : 304

Resistance Plate	dH [green liquid] (inch water)	Z	X=Qstd (cubic meter/min)	IC (chart)	Y (corrected)
1 18 holes	12.0	3.416	1.656	58	57.19
2 13 holes	9.0	2.958	1.438	50	49.30
3 10 holes	7.0	2.609	1.272	42	41.41
4 7 holes	4.4	2.068	1.015	32	31.55
5 5 holes	2.4	1.528	0.758	20	19.72

Notes: $Z = \sqrt{dH(Pa/Pstd)(Tstd/Ta)}$, $X = Z/m - b$, $Y(\text{Corrected Flow}) = IC * \{\sqrt{Pa/Pstd}(Tstd/Ta)\}$

Sampler Calibration Relationship

Slope(m): 41.792 Intercept(b): -11.482 Correlation Coefficient(r): 0.9992

Checked by: 
 Magnum Fan

Date: 22/06/2016

High-Volume TSP Sampler
5-Point Calibration Record

Location : AM2 (Harbourside)
 Calibrated by : K.T.Ho
 Date : 16/08/2016

Sampler

Model : TE-5170
 Serial Number : S/N 8919

Calibration Orifice and Standard Calibration Relationship

Serial Number : 2454
 Service Date : 14 Mar 2016
 Slope (m) : 2.10326
 Intercept (b) : -0.06696
 Correlation Coefficient(r) : 0.99989

Standard Condition

Pstd (hpa) : 1013
 Tstd (K) : 298.18

Calibration Condition

Pa (hpa) : 1008
 Ta(K) : 303

Resistance Plate	dH [green liquid] (inch water)	Z	X=Qstd (cubic meter/min)	IC (chart)	Y (corrected)
1 18 holes	12.2	3.455	1.675	60	59.36
2 13 holes	9.2	3.001	1.458	52	51.44
3 10 holes	7.2	2.654	1.294	44	43.53
4 7 holes	4.6	2.122	1.041	34	33.64
5 5 holes	2.6	1.595	0.790	24	23.74

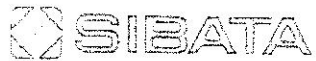
Notes: $Z = \sqrt{dH(Pa/Pstd)(Tstd/Ta)}$, $X = Z/m - b$, $Y(\text{Corrected Flow}) = IC * \{\sqrt{Pa/Pstd}(Tstd/Ta)\}$

Sampler Calibration Relationship

Slope(m): 40.647 Intercept(b): -8.533 Correlation Coefficient(r): 0.9994

Checked by: 
 Magnum Fan

Date: 23/08/2016



SIBATA SCIENTIFIC TECHNOLOGY LTD.

1-1-62, Nakane, Soka, Saitama, 340-0005 Japan

TEL : 048-933-1582 FAX : 048-933-1591

CALIBRATION CERTIFICATE

Date: October 7, 2015

Equipment Name	: Digital Dust Indicator, Model LD-3B
Code No.	: 080000-42
Quantity	: 1 unit
Serial No.	: 245834
Sensitivity	: 0.001 mg/m ³
Sensitivity Adjustment	: 710CPM
Scale Setting	: October 2, 2015

We hereby certify that the above mentioned instrument has been calibrated satisfactory.

· Sincerely

SIBATA SCIENTIFIC TECHNOLOGY LTD.

Shintaro Okamura

Shintaro Okamura

Overseas Sales Division

TEST CERTIFICATE

Report No. 15-1461

CUSTOMER : INNOTECH INSTRUMENTATION CO.LTD.



SIBATA SCIENTIFIC TECHNOLOGY LTD.
DATE 05/October /2015

APPROVE BY	VERIFIED BY	ISSUED BY

PRODUCT NAME	: Digital Dust Indicator
MODEL NUMBER	: LD--3B
SERIAL NUMBER	: 245834
CALIBRATION DATE	: 02-October-2015

Testing Category	Judging Standard	Judgment	
Function Test	Switch, Display, Wiring will normally function	OK	
Sensitivity Calibration	Count is $\pm 2\%$ accurate to the master by the standard calibration particle	Reading of Master	Correction
		797 CPM	-0.6 %
		2068 CPM	-1.4 %
		1038 CPM	+0.4 %
Dust Concentration Measuring	Count is $\pm 10\%$ accurate to the master under the 3 different concentration.	532 CPM	+1.1 %
		OK	
Stability	The maximum value of the sensitivity adjustment scale setting value of the machine and the difference with minimum value are within 5% compared with the maximum value. (The measurement is repeated three times for one minute.)	OK	
		Good	
		Synthetic Judgment	
		Reference Value(S)	Inspection chart
		710 CPM	710 CPM
		Test atmosphere	
		Temperature	Humidity
		23 °C	60 %



TISCH ENVIRONMENTAL, INC.
 145 SOUTH MIAMI AVE
 VILLAGE OF CLEVELAND, OH
 45002
 513.467.9000
 877.263.7610 TOLL FREE
 513.467.9009 FAX

ORIFICE TRANSFER STANDARD CERTIFICATION WORKSHEET TE-5025A

Date - Mar 14, 2016 Rootsmeter S/N 0438320 Ta (K) - 295
 Operator Tisch Orifice I.D. - 2454 Pa (mm) - 745.49

PLATE OR Run #	VOLUME START (m3)	VOLUME STOP (m3)	DIFF VOLUME (m3)	DIFF TIME (min)	METER DIFF Hg (mm)	ORFICE DIFF H2O (in.)
1	NA	NA	1.00	1.4020	3.2	2.00
2	NA	NA	1.00	1.0060	6.4	4.00
3	NA	NA	1.00	0.9010	7.9	5.00
4	NA	NA	1.00	0.8590	8.8	5.50
5	NA	NA	1.00	0.7090	12.8	8.00

DATA TABULATION

Vstd	(x axis) Qstd	(y axis)	Va	(x axis) Qa	(y axis)
0.9866	0.7037	1.4078	0.9957	0.7102	0.8896
0.9824	0.9765	1.9909	0.9914	0.9855	1.2581
0.9803	1.0880	2.2259	0.9893	1.0980	1.4066
0.9792	1.1399	2.3345	0.9882	1.1504	1.4753
0.9738	1.3735	2.8155	0.9828	1.3862	1.7792
Qstd slope (m) = 2.10326			Qa slope (m) = 1.31703		
intercept (b) = -0.06696			intercept (b) = -0.04232		
coefficient (r) = 0.99989			coefficient (r) = 0.99989		
y axis = SQRT[H2O(Pa/760) (298/Ta)]			y axis = SQRT[H2O(Ta/Pa)]		

CALCULATIONS

Vstd = Diff. Vol [(Pa-Diff. Hg)/760] (298/Ta)
 Qstd = Vstd/Time

Va = Diff Vol [(Pa-Diff Hg)/Pa]
 Qa = Va/Time

For subsequent flow rate calculations:

Qstd = 1/m{ [SQRT(H2O(Pa/760) (298/Ta))] - b}
 Qa = 1/m{ [SQRT H2O(Ta/Pa)] - b}



輝創工程有限公司

Sun Creation Engineering Limited

Calibration and Testing Laboratory

Certificate of Calibration

校正證書

Certificate No. : C162665
證書編號

ITEM TESTED / 送檢項目 (Job No. / 序引編號 : IC16-1067) Date of Receipt / 收件日期 : 12 May 2016

Description / 儀器名稱 : Sound Level Meter
Manufacturer / 製造商 : Rion
Model No. / 型號 : NL-52
Serial No. / 編號 : 00131627
Supplied By / 委託者 : Envirotech Services Co.
Room 113, 1/F, My Loft, 9 Hoi Wing Road, Tuen Mun,
New Territories, Hong Kong

TEST CONDITIONS / 測試條件

Temperature / 溫度 : (23 ± 2)°C Relative Humidity / 相對濕度 : (55 ± 20)%
Line Voltage / 電壓 : ---

TEST SPECIFICATIONS / 測試規範

Calibration check

DATE OF TEST / 測試日期 : 19 May 2016

TEST RESULTS / 測試結果


The results apply to the particular unit-under-test only.
The results do not exceed manufacturer's specification.
The results are detailed in the subsequent page(s).

The test equipment used for calibration are traceable to National Standards via :

- The Government of The Hong Kong Special Administrative Region Standard & Calibration Laboratory
- Agilent Technologies / Keysight Technologies
- Fluke Everett Service Center, USA
- Rohde & Schwarz Laboratory, Germany


Tested By
測試

:


H T Wong
Technical Officer

Certified By
核證

:


K C Lee
Project Engineer

Date of Issue
簽發日期

:

20 May 2016

The test equipment used for calibration are traceable to the Nation Standards as specified in this certificate. This certificate shall not be reproduced except in full, without the prior written approval of this laboratory.

本證書所載校正用之測試器材均可溯源至國際標準。局部複印本證書需先獲本實驗所書面批准。

Sun Creation Engineering Limited – Calibration & Testing Laboratory

c/o 4/F, Tsing Shan Wan Exchange Building, 1 Hing On Lane, Tuen Mun, New Territories, Hong Kong

輝創工程有限公司 – 校正及檢測實驗室

c/o 香港新界屯門興安里一號青山灣機樓四樓

Tel/電話: 2927 2606

Fax/傳真: 2744 8986

E-mail/電郵: callab@suncreation.com

Website/網址: www.suncreation.com

Page 1 of 3

Certificate of Calibration

校正證書

Certificate No. : C162665

證書編號

1. The unit-under-test (UUT) was allowed to stabilize in the laboratory for over 12 hours, and switched on to warm up for over 10 minutes before the commencement of the test.
2. Self-calibration was performed before the test.
3. The results presented are the mean of 3 measurements at each calibration point.
4. Test equipment :

<u>Equipment ID</u>	<u>Description</u>	<u>Certificate No.</u>
CL280	40 MHz Arbitrary Waveform Generator	C160077
CL281	Multifunction Acoustic Calibrator	PA160023

5. Test procedure : MA101N.

6. Results :

- 6.1 Sound Pressure Level

- 6.1.1 Reference Sound Pressure Level

UUT Setting				Applied Value		UUT Reading (dB)	IEC 61672 Class 1 Spec. (dB)
Range (dB)	Function	Frequency Weighting	Time Weighting	Level (dB)	Freq. (kHz)		
30 - 130	L _A	A	Fast	94.00	1	93.7	± 1.1

- 6.1.2 Linearity

UUT Setting				Applied Value		UUT Reading (dB)
Range (dB)	Function	Frequency Weighting	Time Weighting	Level (dB)	Freq. (kHz)	
30 - 130	L _A	A	Fast	94.00	1	93.7 (Ref.)
				104.00		103.7
				114.00		113.7

IEC 61672 Class 1 Spec. : ± 0.6 dB per 10 dB step and ± 1.1 dB for overall different.

- 6.2 Time Weighting

UUT Setting				Applied Value		UUT Reading (dB)	IEC 61672 Class 1 Spec. (dB)
Range (dB)	Function	Frequency Weighting	Time Weighting	Level (dB)	Freq. (kHz)		
30 - 130	L _A	A	Fast	94.00	1	93.7	Ref.
			Slow			93.7	± 0.3

The test equipment used for calibration are traceable to the Nation Standards as specified in this certificate. This certificate shall not be reproduced except in full, without the prior written approval of this laboratory.

本證書所載校正用之測試器材均可溯源至國際標準。局部複印本證書需先獲本實驗室所書面批准。

Certificate of Calibration

校正證書

Certificate No. : C162665
證書編號

6.3 Frequency Weighting

6.3.1 A-Weighting

UUT Setting				Applied Value		UUT Reading (dB)	IEC 61672 Class 1 Spec. (dB)
Range (dB)	Function	Frequency Weighting	Time Weighting	Level (dB)	Freq.		
30 - 130	L _A	A	Fast	94.00	63 Hz	67.5	-26.2 ± 1.5
					125 Hz	77.5	-16.1 ± 1.5
					250 Hz	85.0	-8.6 ± 1.4
					500 Hz	90.4	-3.2 ± 1.4
					1 kHz	93.7	Ref.
					2 kHz	94.9	+1.2 ± 1.6
					4 kHz	94.7	+1.0 ± 1.6
					8 kHz	92.6	-1.1 (+2.1 ; -3.1)
					12.5 kHz	89.3	-4.3 (+3.0 ; -6.0)

6.3.2 C-Weighting

UUT Setting				Applied Value		UUT Reading (dB)	IEC 61672 Class 1 Spec. (dB)
Range (dB)	Function	Frequency Weighting	Time Weighting	Level (dB)	Freq.		
30 - 130	L _C	C	Fast	94.00	63 Hz	67.4	-0.8 ± 1.5
					125 Hz	77.5	-0.2 ± 1.5
					250 Hz	85.0	0.0 ± 1.4
					500 Hz	90.4	0.0 ± 1.4
					1 kHz	93.7	Ref.
					2 kHz	94.9	-0.2 ± 1.6
					4 kHz	94.7	-0.8 ± 1.6
					8 kHz	92.6	-3.0 (+2.1 ; -3.1)
					12.5 kHz	89.3	-6.2 (+3.0 ; -6.0)

Remarks : - UUT Microphone Model No. : UC-59 & S/N : 06946

- Mfr's Spec. : IEC 61672 Class 1

- Uncertainties of Applied Value :

94 dB	63 Hz - 125 Hz	: ± 0.35 dB
	250 Hz - 500 Hz	: ± 0.30 dB
	1 kHz	: ± 0.20 dB
	2 kHz - 4 kHz	: ± 0.35 dB
	8 kHz	: ± 0.45 dB
	12.5 kHz	: ± 0.70 dB
104 dB	1 kHz	: ± 0.10 dB (Ref. 94 dB)
114 dB	1 kHz	: ± 0.10 dB (Ref. 94 dB)

- The uncertainties are for a confidence probability of not less than 95 %.

Note :

The values given in this Certificate only relate to the values measured at the time of the test and any uncertainties quoted will not include allowance for the equipment long term drift, variations with environment changes, vibration and shock during transportation, overloading, mis-handling, or the capability of any other laboratory to repeat the measurement. Sun Creation Engineering Limited shall not be liable for any loss or damage resulting from the use of the equipment.

The test equipment used for calibration are traceable to the Nation Standards as specified in this certificate. This certificate shall not be reproduced except in full, without the prior written approval of this laboratory.

本證書所載校正用之測試器材均可溯源至國際標準。局部複印本證書需先獲本實驗室所書面批准。



輝創工程有限公司

Sun Creation Engineering Limited

Calibration and Testing Laboratory

Certificate of Calibration

校正證書

Certificate No. : C163248
證書編號

ITEM TESTED / 送檢項目 (Job No. / 序引編號 : IC16-1307) Date of Receipt / 收件日期 : 10 June 2016

Description / 儀器名稱 : Sound Level Calibrator
Manufacturer / 製造商 : Rion
Model No. / 型號 : NC-73
Serial No. / 編號 : 10997142
Supplied By / 委託者 : Envirotech Services Co.
Room 113, 1/F, My Loft, 9 Hoi Wing Road, Tuen Mun,
New Territories, Hong Kong

TEST CONDITIONS / 測試條件

Temperature / 溫度 : $(23 \pm 2)^{\circ}\text{C}$ Relative Humidity / 相對濕度 : $(55 \pm 20)\%$
Line Voltage / 電壓 : ---

TEST SPECIFICATIONS / 測試規範

Calibration check

DATE OF TEST / 測試日期 : 15 June 2016


TEST RESULTS / 測試結果

The results apply to the particular unit-under-test only.
The results do not exceed manufacturer's specification.
The results are detailed in the subsequent page(s).

The test equipment used for calibration are traceable to National Standards via :

- The Government of The Hong Kong Special Administrative Region Standard & Calibration Laboratory
- Agilent Technologies / Keysight Technologies
- Rohde & Schwarz Laboratory, Germany
- Fluke Everett Service Center, USA

Tested By : 
測試 : H T Wong
Technical Officer

Certified By : 
核證 : K C Lee
Project Engineer

Date of Issue : 17 June 2016
簽發日期

The test equipment used for calibration are traceable to the Nation Standards as specified in this certificate. This certificate shall not be reproduced except in full, without the prior written approval of this laboratory.

本證書所載校正用之測試器材均可溯源至國際標準。局部複印本證書需先獲本實驗所書面批准。



Certificate of Calibration

校正證書

Certificate No. : C163248
證書編號

- The unit-under-test (UUT) was allowed to stabilize in the laboratory for over 12 hours before the commencement of the test.
- The results presented are the mean of 3 measurements at each calibration point.
- Test equipment :

Equipment ID	Description	Certificate No.
CL130	Universal Counter	C153519
CL281	Multifunction Acoustic Calibrator	PA160023
TST150A	Measuring Amplifier	C161175

- Test procedure : MA100N.

- Results :

5.1 Sound Level Accuracy

UUT Nominal Value	Measured Value (dB)	Mfr's Spec. (dB)	Uncertainty of Measured Value (dB)
94 dB, 1 kHz	93.7	± 0.5	± 0.2

5.2 Frequency Accuracy

UUT Nominal Value (kHz)	Measured Value (kHz)	Mfr's Spec.	Uncertainty of Measured Value (Hz)
1	0.985	1 kHz ± 2 %	± 1

Remark : The uncertainties are for a confidence probability of not less than 95 %.

Note :

The values given in this Certificate only relate to the values measured at the time of the test and any uncertainties quoted will not include allowance for the equipment long term drift, variations with environment changes, vibration and shock during transportation, overloading, mis-handling, or the capability of any other laboratory to repeat the measurement. Sun Creation Engineering Limited shall not be liable for any loss or damage resulting from the use of the equipment.